



VIỆT NAM

SON LA

NDPBA PROVINCE PROFILE

VIỆT NAM SON LA

CAPITAL: SƠN LA

Area: 16,317 km²

Son La is a mountainous province in the Northwestern region of Viet Nam, sharing a border with Laos to the south. Son La is home to 12 ethnic groups dominated by the Black and White Thai ethnic minorities. Son La Highland is most famous for its imposing Moc Chau Plateau, which is an ideal place for milk-cow breeding and tea and fruit planting. The province is also known for its hydropower potential and diverse mineral resources. Sơn La Dam, the largest hydroelectric power station in Southeast Asia is located in this province.

RISK AND VULNERABILITY COMPONENT SCORE



MULTI-HAZARD RISK - very high
Score: 0.609 • Rank: 2/63



RESILIENCE (R) - very low
Score: 0.433 • Rank: 56/63



MULTI-HAZARD EXPOSURE - very high
Score: 0.694 • Rank: 7/63



VULNERABILITY (V) - very high
Score: 0.561 • Rank: 8/63



COPING CAPACITY (CC) - very low
Score: 0.428 • Rank: 53/63



Population (2017)
1,250,846



Population in Poverty
22.6%



Illiterate population
6.6%



Access to improved water
36.3%



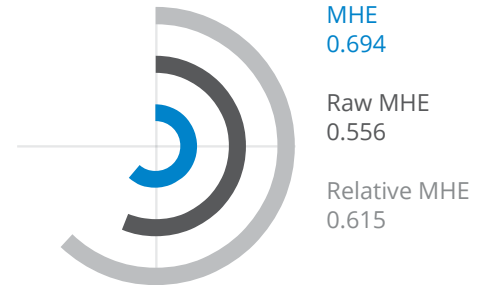
Average life expectancy
70.40 years

*For more information on data and components please visit: <https://bit.ly/2LqVoUO>

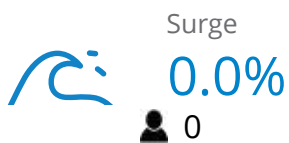
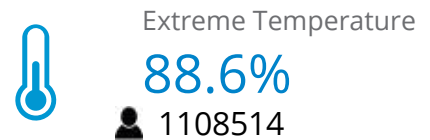
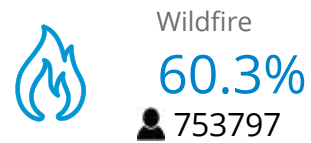

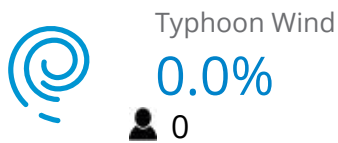


MULTI-HAZARD EXPOSURE

RANK: 7 / 63 PROVINCES
SCORE: 0.694



ESTIMATED POPULATION EXPOSED TO EACH HAZARD:






VULNERABILITY (V)

RANK: 8 / 63 PROVINCES
SCORE: 0.561

Vulnerability in Son La is primarily driven by Clean Water Access Vulnerability and Economic Constraints. The bar chart indicates the socioeconomic themes contributing to the province's overall Vulnerability score.



Environmental Stress



-0.8% Forest Change
26.47 Livestock Density (per sq km)



Vulnerable Health Status



70.4 Life Expectancy (years)
22.9 Infant Mortality Rate (per 1,000 live births)
10.3% Acute Malnutrition (Children <5)
16.4 Tuberculosis Incidence (per 100,000 persons)
6.26 Malaria Prevalance (per 100,000 persons)
627.8 HIV Prevalance (per 100,000 persons)




Clean Water Vulnerability



36.3% Households with Safe Water Access
35.4% Households with Hygienic Toilet Access



Information Access Vulnerability



6.6% Adult Illiteracy Rate
87.7% School Attendance Rate
91.0% Households without Internet
16.0% Housholds without TV




Economic Constraints



54.5 Economic Dependency Ratio
22.6% Poverty




Gender Inequality



0.05 Income Inequality*
0.11 F M School Enrollment Rate*
*Values closer to 1 represent greater gender parity.



Population Pressures



1.7% Average Annual Population Change
2.6% Average Annual Urban Population Change
2.4% Net Migration Rate




COPING CAPACITY (CC)

RANK: 53 / 63 PROVINCES
SCORE: 0.428

Son La exhibits weaker Coping Capacity in the areas of Economic Capacity and Transportation Capacity. The bar chart indicates the socioeconomic themes contributing to the province's overall Coping Capacity score.



Economic Capacity




Rank: 42/63

5.89	4,988	12.82	6.43	7.41
Time Cost*	Income per Capita (in 1,000 VND)	Purchasing Power	Business Support Services*	Entry Costs*

*Values represent a sub-index score where 1 is considered low (poor) and 10 is considered high (good).



Governance




Rank: 32/63

5.94	5.4	6.41
Law and Order*	Informal Charges*	Transparency*



Environmental Capacity




Rank: 39/63

5.1%
Protected Area



Infrastructure Capacity



Rank: 55/63



Health Care Capacity

Rank: 41/63

96.2%	29.96	5.69	12	15.78
Immunization Coverage	Healthbeds per 10,000 People	Physicians per 10,000 People	Nurses per 10,000 People	Distance to Hospital (km)



Transportation Capacity

Rank: 51/63

1,366	54.1
Road Density (km per sq. km)	Distance to Airport or Seaport (km)



Communications Capacity

Rank: 54/63

75.1%
Households with Phone Access (Landline/Mobile)



RESILIENCE (R)

RANK: 56 / 63 PROVINCES
SCORE: 0.433

Son La's score and ranking are due to very high Vulnerability combined with very low Coping Capacity scores.

Below are the four thematic areas with the weakest relative scores:



Clean Water
Access
Vulnerability



Economic
Constraints



Economic Capacity



Transportation
Capacity



MULTI-HAZARD RISK

2 / 63

Rank within provinces
Score: 0.609



Son La's score and ranking are due to very high Multi-hazard exposure combined with very high Vulnerability and very low Coping Capacity scores.

Multi-hazard risk component scores compared to overall average country scores:

