



VIỆT NAM

QUANG NGAI

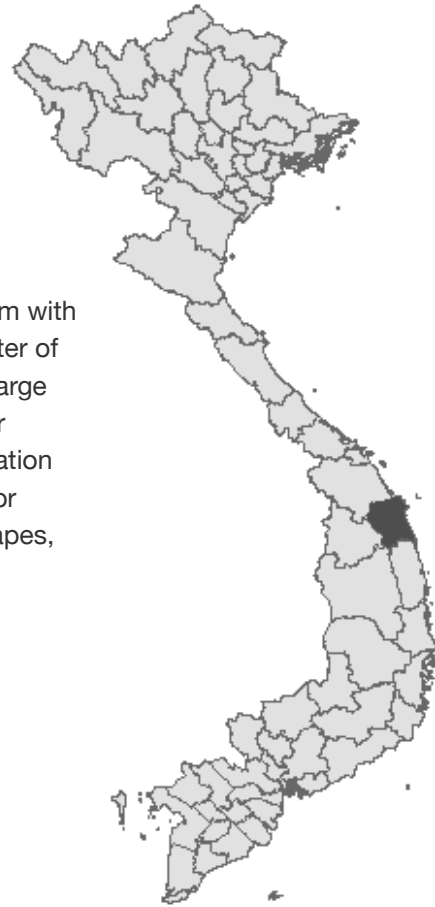
NDPBA PROVINCE PROFILE

VIỆT NAM QUANG NGAI

CAPITAL: QUẢNG NGÃI

Area: 5,540 km²

Quang Ngai is located in South Central Coastal region of Viet Nam with terrain dominated by a large plain along the coast and in the center of the province and by mountains and hills in the west. Despite its large agriculture area, Quang Ngai industry is more effective than other economic activities with the largest Viet Nam's refinery is in operation in Dung Quat Economic Zone. The province is also well-known for the vestiges from ancient Sa Huynh culture and beautiful landscapes, especially My Khe beach and Ly Son island.



RISK AND VULNERABILITY COMPONENT SCORE



MULTI-HAZARD RISK - very high
Score: 0.544 • Rank: 10/63



RESILIENCE (R) - low
Score: 0.498 • Rank: 45/63



MULTI-HAZARD EXPOSURE - high
Score: 0.628 • Rank: 17/63



VULNERABILITY (V) - high
Score: 0.451 • Rank: 24/63



COPING CAPACITY (CC) - low
Score: 0.446 • Rank: 45/63



Population (2017)
1,242,810



Population in Poverty
11.0%



Illiterate population
3.2%



Access to improved water
86.5%



Average life expectancy
72.00 years

*For more information on data and components please visit: <https://bit.ly/2LqVoUO>



MULTI-HAZARD EXPOSURE

RANK: 17 / 63 PROVINCES
SCORE: 0.628

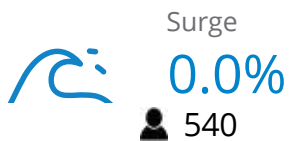

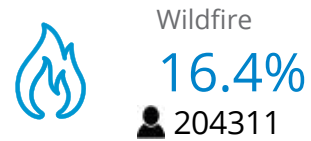


MHE
0.628

Raw MHE
0.584

Relative MHE
0.702

ESTIMATED POPULATION EXPOSED TO EACH HAZARD:






VULNERABILITY (V)

RANK: 24 / 63 PROVINCES
SCORE: 0.451

Vulnerability in Quang Ngai is primarily driven by Gender Inequality and Clean Water Access Vulnerability. The bar chart indicates the socioeconomic themes contributing to the province's overall Vulnerability score.




Environmental Stress



4.8% Forest Change
65.43 Livestock Density (per sq km)




Vulnerable Health Status



72 Life Expectancy (years)
17.9 Infant Mortality Rate (per 1,000 live births)
5.8% Acute Malnutrition (Children <5)
43.4 Tuberculosis Incidence (per 100,000 persons)
7.98 Malaria Prevalance (per 100,000 persons)
54.7 HIV Prevalance (per 100,000 persons)




Clean Water Vulnerability



86.5% Households with Safe Water Access
70.4% Households with Hygienic Toilet Access




Information Access Vulnerability



3.2% Adult Illiteracy Rate
94.2% School Attendance Rate
90.0% Households without Internet
9.0% Housholds without TV




Economic Constraints



46.7 Economic Dependency Ratio
11.0% Poverty




Gender Inequality



0.21 Income Inequality*
0.33 F M School Enrollment Rate*
*Values closer to 1 represent greater gender parity.



Population Pressures



0.3% Average Annual Population Change
2.0% Average Annual Urban Population Change
2.0% Net Migration Rate



COPING CAPACITY (CC)

RANK: 45 / 63 PROVINCES
SCORE: 0.446

Quang Ngai exhibits weaker Coping Capacity in the areas of Health Care Capacity and Economic Capacity. The bar chart indicates the socioeconomic themes contributing to the province's overall Coping Capacity score.



Economic Capacity

Rank: 35/63

6.19	3,910	28.62	6.74	7.67
Time Cost*	Income per Capita (in 1,000 VND)	Purchasing Power	Business Support Services*	Entry Costs*

*Values represent a sub-index score where 1 is considered low (poor) and 10 is considered high (good).



Governance

Rank: 18/63

6.38	5.59	6.7
Law and Order*	Informal Charges*	Transparency*



Environmental Capacity

Rank: 54/63

0.3%
Protected Area



Infrastructure Capacity

Rank: 58/63



Health Care Capacity

Rank: 49/63

98.9%	22.42	5.06	12.07	23.88
Immunization Coverage	Healthbeds per 10,000 People	Physicians per 10,000 People	Nurses per 10,000 People	Distance to Hospital (km)



Transportation Capacity

Rank: 46/63

5,027	107.36
Road Density (km per sq. km)	Distance to Airport or Seaport (km)



Communications Capacity

Rank: 56/63

73.8%
Households with Phone Access (Landline/Mobile)



RESILIENCE (R)

RANK: 45 / 63 PROVINCES
SCORE: 0.498

Quang Ngai's score and ranking are due to high Vulnerability combined with low Coping Capacity scores.

Below are the four thematic areas with the weakest relative scores:



Gender Inequality



Clean Water Access Vulnerability



Health Care Capacity



Economic Capacity



MULTI-HAZARD RISK

10 / 63

Rank within provinces
Score: 0.544



Quang Ngai's score and ranking are due to high Multi-hazard exposure combined with high Vulnerability and low Coping Capacity scores.

Multi-hazard risk component scores compared to overall average country scores:

