



VIỆT NAM

KHANH HOA

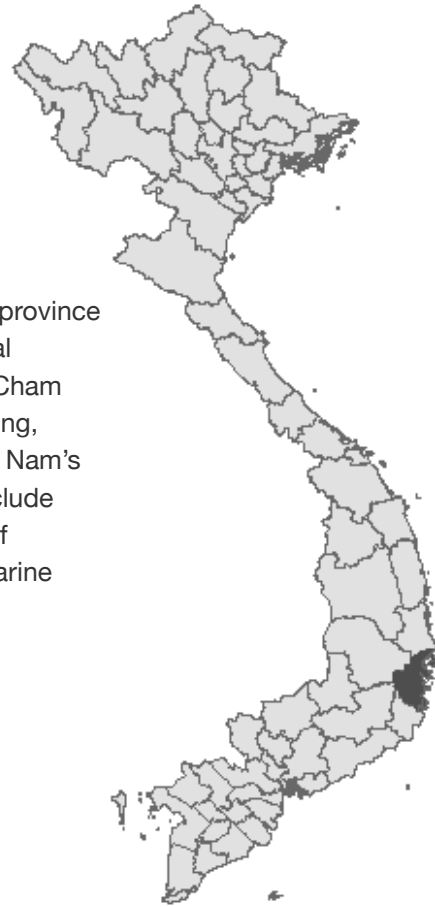
NDPBA PROVINCE PROFILE

VIỆT NAM KHANH HOA

CAPITAL: NHA TRANG

Area: 4,851 km²

Lying along the coastline of South Central Viet Nam, Khanh Hoa province is well-known for its tourism attractions including beautiful natural landscapes and sand beaches, along with historical sites of the Cham ancient culture. The most famous places are Nha Trang, Van Phong, and Cam Ranh bays, of which Van Phong is one of the three Viet Nam's Exclusive Economic Zones. Khanh Hoa's economic activities include agriculture, industry, and services. Tourism is an important part of the province's economy and Khanh Hoa also has a number of marine protection areas.



RISK AND VULNERABILITY COMPONENT SCORE



MULTI-HAZARD RISK - low
Score: 0.425 • Rank: 49/63



RESILIENCE (R) - high
Score: 0.575 • Rank: 18/63



MULTI-HAZARD EXPOSURE - low
Score: 0.424 • Rank: 44/63



VULNERABILITY (V) - low
Score: 0.395 • Rank: 46/63



COPING CAPACITY (CC) - high
Score: 0.546 • Rank: 15/63



Population (2017)
1,263,412



Population in Poverty
5.0%



Illiterate population
8.7%



Access to improved water
91.8%



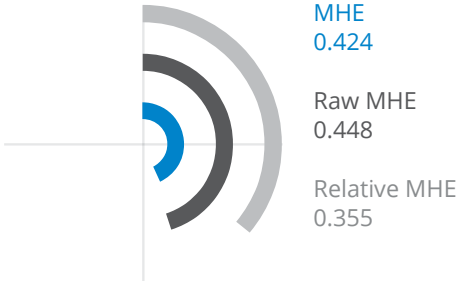
Average life expectancy
73.50 years

*For more information on data and components please visit: <https://bit.ly/2LqVoUO>



MULTI-HAZARD EXPOSURE

RANK: 44 / 63 PROVINCES
SCORE: 0.424



ESTIMATED POPULATION EXPOSED TO EACH HAZARD:



Typhoon Wind
100.0%
1260273



Flood
17.3%
217989



Wildfire
26.9%
339805



Earthquake
0.0%
0



Landslide
0.0%
0



Extreme Temperature
20.1%
254174



Surge
1.1%
13430




VULNERABILITY (V)

RANK: 46 / 63 PROVINCES
SCORE: 0.395

Vulnerability in Khanh Hoa is primarily driven by Gender Inequality and Population Pressures. The bar chart indicates the socioeconomic themes contributing to the province's overall Vulnerability score.




Environmental Stress



1.1% Forest Change
16.33 Livestock Density (per sq km)




Vulnerable Health Status



73.5 Life Expectancy (years)
14 Infant Mortality Rate (per 1,000 live births)
7.0% Acute Malnutrition (Children <5)
66.7 Tuberculosis Incidence (per 100,000 persons)
101.43 Malaria Prevalance (per 100,000 persons)
191.7 HIV Prevalance (per 100,000 persons)




Clean Water Vulnerability



91.8% Households with Safe Water Access
87.8% Households with Hygienic Toilet Access




Information Access Vulnerability



8.7% Adult Illiteracy Rate
93.9% School Attendance Rate
75.0% Households without Internet
3.0% Housholds without TV



Economic Constraints



42.6 Economic Dependency Ratio
5.0% Poverty



Gender Inequality




0.17 Income Inequality*
0.43 F M School Enrollment Rate*

*Values closer to 1 represent greater gender parity.



Population Pressures



0.8% Average Annual Population Change
2.7% Average Annual Urban Population Change
7.9% Net Migration Rate




COPING CAPACITY (CC)

RANK: 15 / 63 PROVINCES
SCORE: 0.546

Khanh Hoa exhibits weaker Coping Capacity in the areas of Governance and Health Care Capacity. The bar chart indicates the socioeconomic themes contributing to the province's overall Coping Capacity score.



Economic Capacity




6.23	4,144	51.38	6.9	8.05
Time Cost*	Income per Capita (in 1,000 VND)	Purchasing Power	Business Support Services*	Entry Costs*

*Values represent a sub-index score where 1 is considered low (poor) and 10 is considered high (good).



Governance



5.46	5.6	6.66
Law and Order*	Informal Charges*	Transparency*




Environmental Capacity



7.2%
Protected Area



Infrastructure Capacity



Health Care Capacity

Rank: 42/63

97.4%	27.43	5.16	14.21	21.21
Immunization Coverage	Healthbeds per 10,000 People	Physicians per 10,000 People	Nurses per 10,000 People	Distance to Hospital (km)



Transportation Capacity

Rank: 20/63

3,749	29.58
Road Density (km per sq. km)	Distance to Airport or Seaport (km)



Communications Capacity

Rank: 26/63

85.9%
Households with Phone Access (Landline/Mobile)



RESILIENCE (R)

RANK: 18 / 63 PROVINCES
SCORE: 0.575

Khanh Hoa's score and ranking are due to low Vulnerability combined with high Coping Capacity scores.

Below are the four thematic areas with the weakest relative scores:



Gender Inequality



Population Pressures



Governance



Health Care Capacity



MULTI-HAZARD RISK

49 / 63

Rank within provinces
Score: 0.425



Khanh Hoa's score and ranking are due to low Multi-hazard exposure combined with low Vulnerability and high Coping Capacity scores.

Multi-hazard risk component scores compared to overall average country scores:

