



VIỆT NAM

# DAK NONG

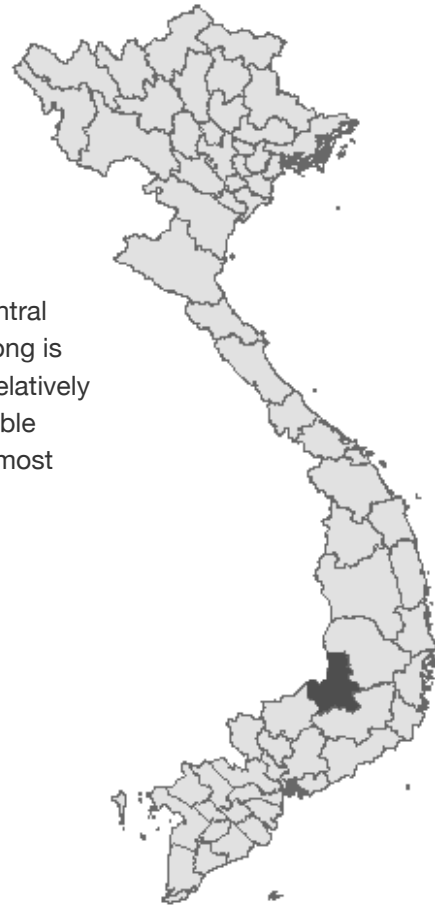
NDPBA PROVINCE PROFILE

# VIỆT NAM DAK NONG

CAPITAL: GIA NGHĨA

Area: 6,846 km<sup>2</sup>

Dak Nong province is located in the southwestern part of the Central Highland of Viet Nam, adjacent to Cambodia to the west. Dak Nong is quite similar to Dak Lak in terms of geography and culture. The relatively flat cultivated surface with mainly bazon makes Dak Nong favorable for long-day industrial crops. Coffee, pepper and rubber are the most important products of the province.



## RISK AND VULNERABILITY COMPONENT SCORE



**MULTI-HAZARD RISK** - moderate  
Score: 0.488 • Rank: 28/63



**RESILIENCE (R)** - very low  
Score: 0.423 • Rank: 58/63



**MULTI-HAZARD EXPOSURE** - very low  
Score: 0.309 • Rank: 52/63



**VULNERABILITY (V)** - very high  
Score: 0.513 • Rank: 9/63



**COPING CAPACITY (CC)** - very low  
Score: 0.359 • Rank: 62/63



Population (2017)  
**607,165**



Population in Poverty  
**15.7%**



Illiterate population  
**6.3%**



Access to improved water  
**89.3%**



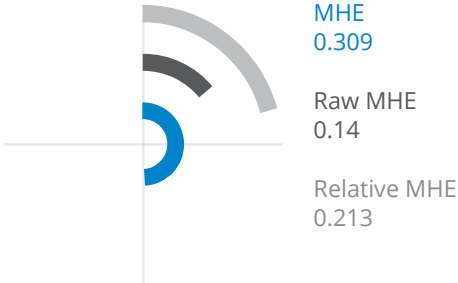
Average life expectancy  
**69.20 years**

\*For more information on data and components please visit: <https://bit.ly/2LqVoUO>



# MULTI-HAZARD EXPOSURE

RANK: 52 / 63 PROVINCES  
SCORE: 0.309



## ESTIMATED POPULATION EXPOSED TO EACH HAZARD:



Typhoon Wind

100.0%

607138



Flood

5.3%

31912



Wildfire

60.7%

368489



Earthquake

0.0%

0



Landslide

0.0%

0



Extreme Temperature

0.0%

0



Surge

0.0%

0




## VULNERABILITY (V)

RANK: 9 / 63 PROVINCES  
SCORE: 0.513

Vulnerability in Dak Nong is primarily driven by Economic Constraints and Vulnerable Health Status. The bar chart indicates the socioeconomic themes contributing to the province's overall Vulnerability score.




### Environmental Stress



-2.1% Forest Change  
7.64 Livestock Density (per sq km)




### Vulnerable Health Status



69.2 Life Expectancy (years)  
25.7 Infant Mortality Rate (per 1,000 live births)  
7.1% Acute Malnutrition (Children <5)  
27.1 Tuberculosis Incidence (per 100,000 persons)  
109.57 Malaria Prevalance (per 100,000 persons)  
93.5 HIV Prevalance (per 100,000 persons)




### Clean Water Vulnerability



89.3% Households with Safe Water Access  
58.4% Households with Hygienic Toilet Access




### Information Access Vulnerability



6.3% Adult Illiteracy Rate  
87.6% School Attendance Rate  
87.0% Households without Internet  
6.0% Housholds without TV




### Economic Constraints



54.1 Economic Dependency Ratio  
15.7% Poverty




### Gender Inequality



0.11 Income Inequality\*  
0.34 F M School Enrollment Rate\*  
\*Values closer to 1 represent greater gender parity.



### Population Pressures



3.9% Average Annual Population Change  
4.5% Average Annual Urban Population Change  
1.1% Net Migration Rate




## COPING CAPACITY (CC)

RANK: 62 / 63 PROVINCES  
SCORE: 0.359

Dak Nong exhibits weaker Coping Capacity in the areas of Governance and Health Care Capacity. The bar chart indicates the socioeconomic themes contributing to the province's overall Coping Capacity score.



### Economic Capacity




Rank: 56/63

6.18	4,599	18.6	6.19	7.06
Time Cost*	Income per Capita (in 1,000 VND)	Purchasing Power	Business Support Services*	Entry Costs*

\*Values represent a sub-index score where 1 is considered low (poor) and 10 is considered high (good).



### Governance




Rank: 62/63

4.27	4.11	5.94
Law and Order*	Informal Charges*	Transparency*



### Environmental Capacity




Rank: 13/63

18.7%
Protected Area



### Infrastructure Capacity



Rank: 53/63



### Health Care Capacity

Rank: 61/63

94.2%	19.32	4.06	10.24	16.24
Immunization Coverage	Healthbeds per 10,000 People	Physicians per 10,000 People	Nurses per 10,000 People	Distance to Hospital (km)



### Transportation Capacity

Rank: 32/63

3,160	45.45
Road Density (km per sq. km)	Distance to Airport or Seaport (km)



### Communications Capacity

Rank: 25/63

86.2%
Households with Phone Access (Landline/Mobile)



## RESILIENCE (R)

RANK: 58 / 63 PROVINCES  
SCORE: 0.423

Dak Nong's score and ranking are due to very high Vulnerability combined with very low Coping Capacity scores.

Below are the four thematic areas with the weakest relative scores:



Economic Constraints



Vulnerable Health Status



Governance



Health Care Capacity



## MULTI-HAZARD RISK

28 / 63

Rank within provinces  
Score: 0.488



Dak Nong's score and ranking are due to very low Multi-hazard exposure combined with very high Vulnerability and very low Coping Capacity scores.

Multi-hazard risk component scores compared to overall average country scores:

