



VIỆT NAM

CAO BANG

NDPBA PROVINCE PROFILE

VIỆT NAM CAO BANG

CAPITAL: CAO BẰNG

Area: 7,949 km²

Cao Bang is located in the northern part of Viet Nam sharing a border with China to the north. The province is covered with mountains and hills and is home to many people from ethnic minority groups, namely Tay, Nung, Dao, and Hmong with distinctive cultural heritages. Cao Bang is one of the poorest region in northern Viet Nam with the economy centered mostly on agriculture and forestry.



RISK AND VULNERABILITY COMPONENT SCORE



MULTI-HAZARD RISK - low
Score: 0.452 • Rank: 42/63



RESILIENCE (R) - very low
Score: 0.406 • Rank: 60/63



MULTI-HAZARD EXPOSURE - very low
Score: 0.168 • Rank: 61/63



VULNERABILITY (V) - very high
Score: 0.579 • Rank: 5/63



COPING CAPACITY (CC) - very low
Score: 0.391 • Rank: 60/63



Population (2017)
542,733



Population in Poverty
24.4%



Illiterate population
14.5%



Access to improved water
35.8%



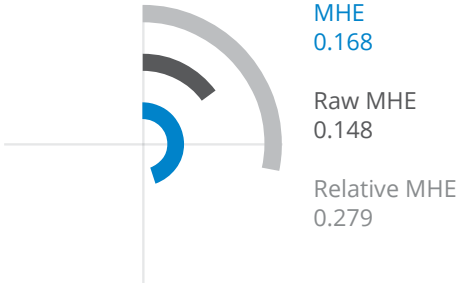
Average life expectancy
70.00 years

*For more information on data and components please visit: <https://bit.ly/2LqVoUO>



MULTI-HAZARD EXPOSURE

RANK: 61 / 63 PROVINCES
SCORE: 0.168



ESTIMATED POPULATION EXPOSED TO EACH HAZARD:



Typhoon Wind
0.0%
0



Flood
14.1%
76765



Wildfire
7.1%
38745



Earthquake
0.0%
0



Landslide
6.4%
34710



Extreme Temperature
100.0%
542733



Surge
0.0%
0




VULNERABILITY (V)

RANK: 5 / 63 PROVINCES
SCORE: 0.579

Vulnerability in Cao Bang is primarily driven by Clean Water Access Vulnerability and Information Access Vulnerability. The bar chart indicates the socioeconomic themes contributing to the province's overall Vulnerability score.




Environmental Stress



1.4% Forest Change
36.38 Livestock Density (per sq km)



Vulnerable Health Status



70 Life Expectancy (years)
23.9 Infant Mortality Rate (per 1,000 live births)
6.9% Acute Malnutrition (Children <5)
24.6 Tuberculosis Incidence (per 100,000 persons)
212.42 Malaria Prevalance (per 100,000 persons)
407.7 HIV Prevalance (per 100,000 persons)



Clean Water Vulnerability



35.8% Households with Safe Water Access
32.0% Households with Hygienic Toilet Access



Information Access Vulnerability



14.5% Adult Illiteracy Rate
77.0% School Attendance Rate
87.0% Households without Internet
22.0% Housholds without TV




Economic Constraints



47 Economic Dependency Ratio
24.4% Poverty




Gender Inequality



0.07 Income Inequality*
0.3 F M School Enrollment Rate*
*Values closer to 1 represent greater gender parity.



Population Pressures



0.4% Average Annual Population Change
6.4% Average Annual Urban Population Change
0.1% Net Migration Rate




COPING CAPACITY (CC)

RANK: 60 / 63 PROVINCES
SCORE: 0.391

Cao Bang exhibits weaker Coping Capacity in the areas of Governance and Transportation Capacity. The bar chart indicates the socioeconomic themes contributing to the province's overall Coping Capacity score.



Economic Capacity




5.03	4,945	10.27	7.18	7.28
Time Cost*	Income per Capita (in 1,000 VND)	Purchasing Power	Business Support Services*	Entry Costs*

*Values represent a sub-index score where 1 is considered low (poor) and 10 is considered high (good).




Governance



5.61	4.1	5.72
Law and Order*	Informal Charges*	Transparency*




Environmental Capacity



3.4%
Protected Area



Infrastructure Capacity



Health Care Capacity Rank: 4/63

95.5%	42.52	13.46	22.78	21.32
Immunization Coverage	Healthbeds per 10,000 People	Physicians per 10,000 People	Nurses per 10,000 People	Distance to Hospital (km)



Transportation Capacity Rank: 53/63

1,808	76.97
Road Density (km per sq. km)	Distance to Airport or Seaport (km)



Communications Capacity Rank: 57/63

73.6%
Households with Phone Access (Landline/Mobile)



RESILIENCE (R)

RANK: 60 / 63 PROVINCES
SCORE: 0.406

Cao Bang's score and ranking are due to very high Vulnerability combined with very low Coping Capacity scores.

Below are the four thematic areas with the weakest relative scores:



Clean Water
Access
Vulnerability



Information
Access
Vulnerability



Governance



Transportation
Capacity



MULTI-HAZARD RISK

42 / 63

Rank within provinces
Score: 0.452



Cao Bang's score and ranking are due to very low Multi-hazard exposure combined with very high Vulnerability and very low Coping Capacity scores.

Multi-hazard risk component scores compared to overall average country scores:

