



VIỆT NAM

BINH PHUOC

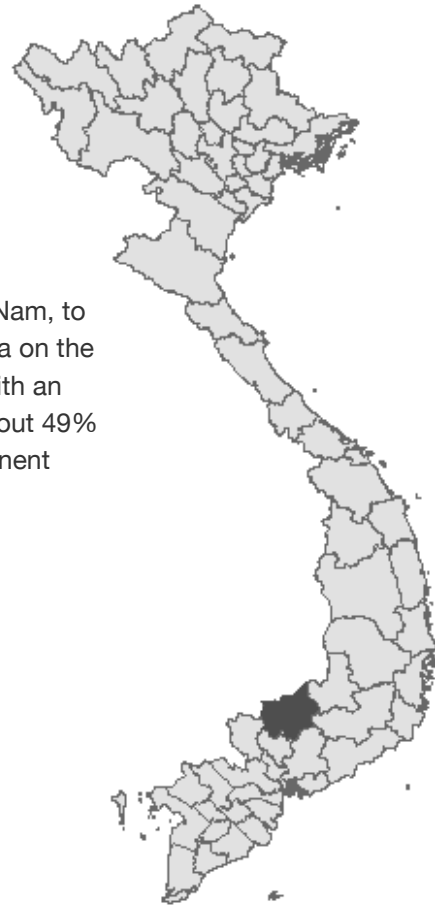
NDPBA PROVINCE PROFILE

VIỆT NAM BINH PHUOC

CAPITAL: ĐỒNG XOÀI

Area: 7,236 km²

Binh Phuoc is a province located in the southeast region of Viet Nam, to the north of Ho Chi Minh City and shares a border with Cambodia on the north and northwest. The terrain in Binh Phuoc is relatively flat with an elevation of between 50 and 200 meters and forests covering about 49% of total land. A predominantly rural province, Binh Phuoc's prominent products are cashew nuts and rubber and food processing.



RISK AND VULNERABILITY COMPONENT SCORE



MULTI-HAZARD RISK - high
Score: 0.527 • Rank: 17/63



RESILIENCE (R) - moderate
Score: 0.518 • Rank: 34/63



MULTI-HAZARD EXPOSURE - high
Score: 0.616 • Rank: 20/63



VULNERABILITY (V) - low
Score: 0.401 • Rank: 43/63



COPING CAPACITY (CC) - low
Score: 0.437 • Rank: 46/63



Population (2017)
1,003,114



Population in Poverty
6.0%



Illiterate population
6.6%



Access to improved water
90.8%



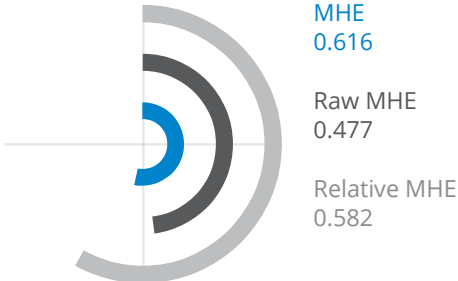
Average life expectancy
73.50 years

*For more information on data and components please visit: <https://bit.ly/2LqVoUO>



MULTI-HAZARD EXPOSURE

RANK: 20 / 63 PROVINCES
SCORE: 0.616



ESTIMATED POPULATION EXPOSED TO EACH HAZARD:



Typhoon Wind
100.0%
1003008



Flood
2.6%
26504



Wildfire
52.5%
526647



Earthquake
0.0%
0



Landslide
0.0%
0



Extreme Temperature
88.3%
885565



Surge
0.0%
0




VULNERABILITY (V)

RANK: 43 / 63 PROVINCES
SCORE: 0.401

Vulnerability in Binh Phuoc is primarily driven by Population Pressures and Information Access Vulnerability. The bar chart indicates the socioeconomic themes contributing to the province's overall Vulnerability score.




Environmental Stress



2.9% Forest Change
12.6 Livestock Density (per sq km)




Vulnerable Health Status



73.5 Life Expectancy (years)
14 Infant Mortality Rate (per 1,000 live births)
6.0% Acute Malnutrition (Children <5)
48.4 Tuberculosis Incidence (per 100,000 persons)
170.49 Malaria Prevalance (per 100,000 persons)
186.7 HIV Prevalance (per 100,000 persons)




Clean Water Vulnerability



90.8% Households with Safe Water Access
73.7% Households with Hygienic Toilet Access




Information Access Vulnerability



6.6% Adult Illiteracy Rate
87.8% School Attendance Rate
84.0% Households without Internet
6.0% Housholds without TV




Economic Constraints



47 Economic Dependency Ratio
6.0% Poverty




Gender Inequality



0.08 Income Inequality*
0.3 F M School Enrollment Rate*
*Values closer to 1 represent greater gender parity.



Population Pressures



1.8% Average Annual Population Change
6.2% Average Annual Urban Population Change
0.5% Net Migration Rate




COPING CAPACITY (CC)

RANK: 46 / 63 PROVINCES
SCORE: 0.437

Binh Phuoc exhibits weaker Coping Capacity in the areas of Governance and Health Care Capacity. The bar chart indicates the socioeconomic themes contributing to the province's overall Coping Capacity score.



Economic Capacity




5.76	4,403	31.52	5.51	7.95
Time Cost*	Income per Capita (in 1,000 VND)	Purchasing Power	Business Support Services*	Entry Costs*

*Values represent a sub-index score where 1 is considered low (poor) and 10 is considered high (good).




Governance



4.02	4.95	6.36
Law and Order*	Informal Charges*	Transparency*




Environmental Capacity



29.7%
Protected Area



Infrastructure Capacity



Health Care Capacity

Rank: 56/63

93.7%	28.15	4.26	11.92	12.22
Immunization Coverage	Healthbeds per 10,000 People	Physicians per 10,000 People	Nurses per 10,000 People	Distance to Hospital (km)



Transportation Capacity

Rank: 26/63

4,330	53.52
Road Density (km per sq. km)	Distance to Airport or Seaport (km)



Communications Capacity

Rank: 8/63

90.4%
Households with Phone Access (Landline/Mobile)



RESILIENCE (R)

RANK: 34 / 63 PROVINCES
SCORE: 0.518

Binh Phuoc's score and ranking are due to low Vulnerability combined with low Coping Capacity scores.

Below are the four thematic areas with the weakest relative scores:



Population Pressures



Information Access Vulnerability



Governance



Health Care Capacity



MULTI-HAZARD RISK

17 / 63

Rank within provinces
Score: 0.527



Binh Phuoc's score and ranking are due to high Multi-hazard exposure combined with low Vulnerability and low Coping Capacity scores.

Multi-hazard risk component scores compared to overall average country scores:

