



VIỆT NAM

BINH DINH

NDPBA PROVINCE PROFILE

VIỆT NAM BINH DINH

CAPITAL: QUI NHƠN

Area: 6,436 km²

Located in the south central coast of Viet Nam, Binh Dinh is characterized by mixed topography: mostly covered by mountains or hills in the west and lowlands near coastal areas. As one of the main gateways to the Central Highlands and its port, the province is the region's third largest industrial center (mainly based on furniture manufacturing) and also has strong agricultural, forestry, livestock, and fishing sectors. Rich in historical heritages, Binh Dinh is known by being the center of the old Cham Culture.



RISK AND VULNERABILITY COMPONENT SCORE



MULTI-HAZARD RISK - high
Score: 0.517 • Rank: 20/63



RESILIENCE (R) - moderate
Score: 0.536 • Rank: 28/63



MULTI-HAZARD EXPOSURE - high
Score: 0.624 • Rank: 19/63



VULNERABILITY (V) - moderate
Score: 0.415 • Rank: 35/63



COPING CAPACITY (CC) - high
Score: 0.487 • Rank: 26/63



Population (2017)
1,572,836



Population in Poverty
9.1%



Illiterate population
3.9%



Access to improved water
96.1%



Average life expectancy
73.10 years

*For more information on data and components please visit: <https://bit.ly/2LqVoUO>



MULTI-HAZARD EXPOSURE

RANK: 19 / 63 PROVINCES
SCORE: 0.624

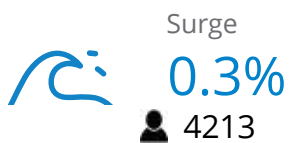

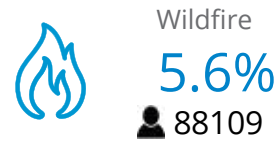
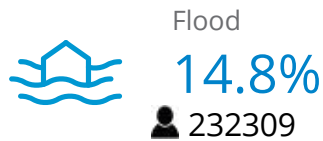


MHE
0.624

Raw MHE
0.651

Relative MHE
0.686

ESTIMATED POPULATION EXPOSED TO EACH HAZARD:






VULNERABILITY (V)

RANK: 35 / 63 PROVINCES
SCORE: 0.415

Vulnerability in Binh Dinh is primarily driven by Gender Inequality and Economic Constraints. The bar chart indicates the socioeconomic themes contributing to the province's overall Vulnerability score.




Environmental Stress



2.7% Forest Change
61.27 Livestock Density (per sq km)




Vulnerable Health Status



73.1 Life Expectancy (years)
15.1 Infant Mortality Rate (per 1,000 live births)
5.0% Acute Malnutrition (Children <5)
39.2 Tuberculosis Incidence (per 100,000 persons)
26.08 Malaria Prevalance (per 100,000 persons)
34.9 HIV Prevalance (per 100,000 persons)




Clean Water Vulnerability



96.1% Households with Safe Water Access
69.7% Households with Hygienic Toilet Access




Information Access Vulnerability



3.9% Adult Illiteracy Rate
96.3% School Attendance Rate
86.0% Households without Internet
5.0% Housholds without TV



Economic Constraints



49.2 Economic Dependency Ratio
9.1% Poverty




Gender Inequality



0.26 Income Inequality*
0.3 F M School Enrollment Rate*
*Values closer to 1 represent greater gender parity.



Population Pressures



0.3% Average Annual Population Change
2.2% Average Annual Urban Population Change
1.1% Net Migration Rate




COPING CAPACITY (CC)

RANK: 26 / 63 PROVINCES
SCORE: 0.487

Binh Dinh exhibits weaker Coping Capacity in the areas of Transportation Capacity and Economic Capacity. The bar chart indicates the socioeconomic themes contributing to the province's overall Coping Capacity score.



Economic Capacity




Rank: 43/63

6.48	4,261	30.14	5.82	7.75
Time Cost*	Income per Capita (in 1,000 VND)	Purchasing Power	Business Support Services*	Entry Costs*

*Values represent a sub-index score where 1 is considered low (poor) and 10 is considered high (good).



Governance




Rank: 11/63

6.31	6.46	6.67
Law and Order*	Informal Charges*	Transparency*



Environmental Capacity




Rank: 40/63

4.9%
Protected Area



Infrastructure Capacity



Rank: 51/63



Health Care Capacity

Rank: 31/63

99.6%	22.45	5.17	14.02	18.2
Immunization Coverage	Healthbeds per 10,000 People	Physicians per 10,000 People	Nurses per 10,000 People	Distance to Hospital (km)



Transportation Capacity

Rank: 59/63

4,140	160.2
Road Density (km per sq. km)	Distance to Airport or Seaport (km)



Communications Capacity

Rank: 34/63

83.7%
Households with Phone Access (Landline/Mobile)



RESILIENCE (R)

RANK: 28 / 63 PROVINCES
SCORE: 0.536

Binh Dinh's score and ranking are due to moderate Vulnerability combined with high Coping Capacity scores.

Below are the four thematic areas with the weakest relative scores:



Gender Inequality



Economic Constraints



Transportation Capacity



Economic Capacity



MULTI-HAZARD RISK

20 / 63

Rank within provinces
Score: 0.517



Binh Dinh's score and ranking are due to high Multi-hazard exposure combined with moderate Vulnerability and high Coping Capacity scores.

Multi-hazard risk component scores compared to overall average country scores:

