



VIỆT NAM

BEN TRE

NDPBA PROVINCE PROFILE

VIỆT NAM BEN TRE

CAPITAL: BẾN TRE

Area: 2,360 km²

Ben Tre province is located in the eastern part of the Mekong Delta, between the two main branches of Tien Giang river. Possessing a complex network of rivers and canals, Ben Tre has a major advantage for agriculture productions and ecotourism, however is vulnerable to frequent salinization, flooding and sea level rise. The province is also known for being the homeland of coconut farms and products.

RISK AND VULNERABILITY COMPONENT SCORE



MULTI-HAZARD RISK - very low
Score: 0.39 • Rank: 57/63



RESILIENCE (R) - high
Score: 0.547 • Rank: 24/63



MULTI-HAZARD EXPOSURE - very low
Score: 0.265 • Rank: 56/63



VULNERABILITY (V) - moderate
Score: 0.437 • Rank: 27/63



COPING CAPACITY (CC) - high
Score: 0.53 • Rank: 19/63



Population (2017)
1,290,699



Population in Poverty
8.6%



Illiterate population
5.4%



Access to improved water
80.0%



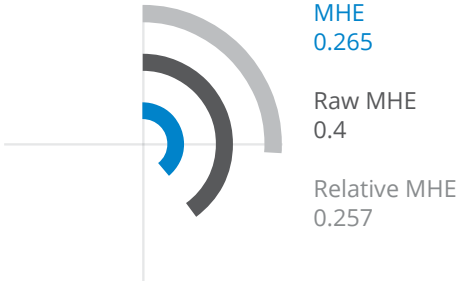
Average life expectancy
75.30 years

*For more information on data and components please visit: <https://bit.ly/2LqVoUO>



MULTI-HAZARD EXPOSURE

RANK: 56 / 63 PROVINCES
SCORE: 0.265



ESTIMATED POPULATION EXPOSED TO EACH HAZARD:

Typhoon Wind
100.0%
1289426

Flood
15.5%
199894

Wildfire
0.0%
0

Earthquake
0.0%
0

Landslide
0.0%
0

Extreme Temperature
0.0%
0

Surge
0.0%
0




VULNERABILITY (V)

RANK: 27 / 63 PROVINCES
SCORE: 0.437

Vulnerability in Ben Tre is primarily driven by Gender Inequality and Clean Water Access Vulnerability. The bar chart indicates the socioeconomic themes contributing to the province's overall Vulnerability score.




Environmental Stress



1.4% Forest Change
91.57 Livestock Density (per sq km)




Vulnerable Health Status



75.3 Life Expectancy (years)
9.8 Infant Mortality Rate (per 1,000 live births)
6.0% Acute Malnutrition (Children <5)
63.9 Tuberculosis Incidence (per 100,000 persons)
0.24 Malaria Prevalance (per 100,000 persons)
134.9 HIV Prevalance (per 100,000 persons)




Clean Water Vulnerability



80.0% Households with Safe Water Access
57.5% Households with Hygienic Toilet Access




Information Access Vulnerability



5.4% Adult Illiteracy Rate
91.6% School Attendance Rate
84.0% Households without Internet
6.0% Housholds without TV



Economic Constraints



42.9 Economic Dependency Ratio
8.6% Poverty




Gender Inequality



0.13 Income Inequality*
0.49 F M School Enrollment Rate*
*Values closer to 1 represent greater gender parity.



Population Pressures



0.1% Average Annual Population Change
1.1% Average Annual Urban Population Change
3.7% Net Migration Rate




COPING CAPACITY (CC)

RANK: 19 / 63 PROVINCES
SCORE: 0.53

Ben Tre exhibits weaker Coping Capacity in the areas of Economic Capacity and Health Care Capacity. The bar chart indicates the socioeconomic themes contributing to the province's overall Coping Capacity score.



Economic Capacity



7.61	3,640	22.28	6.87	7.88
Time Cost*	Income per Capita (in 1,000 VND)	Purchasing Power	Business Support Services*	Entry Costs*

*Values represent a sub-index score where 1 is considered low (poor) and 10 is considered high (good).




Governance



6.78	6.39	6.21
Law and Order*	Informal Charges*	Transparency*




Environmental Capacity



1.5%
Protected Area



Infrastructure Capacity



Health Care Capacity

Rank: 35/63

95.5%	30.58	5.59	11.49	6.82
Immunization Coverage	Healthbeds per 10,000 People	Physicians per 10,000 People	Nurses per 10,000 People	Distance to Hospital (km)



Transportation Capacity

Rank: 24/63

2,563	13.62
Road Density (km per sq. km)	Distance to Airport or Seaport (km)



Communications Capacity

Rank: 11/63

88.8%
Households with Phone Access (Landline/Mobile)



RESILIENCE (R)

RANK: 24 / 63 PROVINCES
SCORE: 0.547

Ben Tre's score and ranking are due to moderate Vulnerability combined with high Coping Capacity scores.

Below are the four thematic areas with the weakest relative scores:



Gender Inequality



Clean Water Access Vulnerability



Economic Capacity




Health Care Capacity



MULTI-HAZARD RISK

57 / 63

Rank within provinces
Score: 0.39



Ben Tre's score and ranking are due to very low Multi-hazard exposure combined with moderate Vulnerability and high Coping Capacity scores.

Multi-hazard risk component scores compared to overall average country scores:

