



VIỆT NAM

BAC KAN

NDPBA PROVINCE PROFILE

VIỆT NAM BAC KAN

CAPITAL: BẮC KẠN

Area: 5,699 km²

Located in northeastern Viet Nam, Bac Kan is a mountainous province with about 95% forest cover and rich mineral resources. One of the least populated provinces in Viet Nam, the province is the home of Kinh, Tay, Nung, and Dao people. Bac Kan's economy centers on mining, forest products, agriculture, and some degree of tourism offered by its mountains, lakes and the Ba Be national park.

RISK AND VULNERABILITY COMPONENT SCORE



MULTI-HAZARD RISK - very low
Score: 0.396 • Rank: 55/63



RESILIENCE (R) - low
Score: 0.48 • Rank: 51/63



MULTI-HAZARD EXPOSURE - very low
Score: 0.149 • Rank: 62/63



VULNERABILITY (V) - high
Score: 0.468 • Rank: 16/63



COPING CAPACITY (CC) - very low
Score: 0.429 • Rank: 52/63



Population (2017)
320,597



Population in Poverty
17.1%



Illiterate population
6.1%



Access to improved water
45.8%



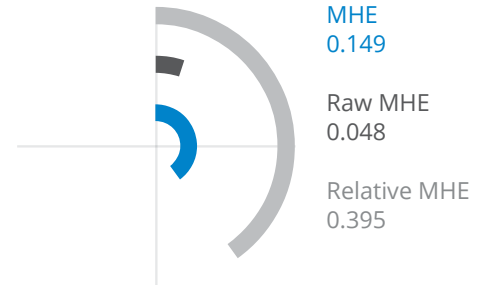
Average life expectancy
72.10 years

*For more information on data and components please visit: <https://bit.ly/2LqVoUO>

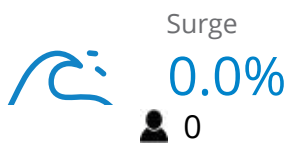


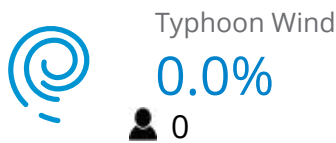


MULTI-HAZARD EXPOSURE

RANK: 62 / 63 PROVINCES
SCORE: 0.149



ESTIMATED POPULATION EXPOSED TO EACH HAZARD:





VULNERABILITY (V)


RANK: 16 / 63 PROVINCES

SCORE: 0.468

Vulnerability in Bac Kan is primarily driven by Clean Water Access Vulnerability and Gender Inequality. The bar chart indicates the socioeconomic themes contributing to the province's overall Vulnerability score.




Environmental Stress



5.0% Forest Change
20.6 Livestock Density (per sq km)



Vulnerable Health Status



72.1 Life Expectancy (years)
17.6 Infant Mortality Rate (per 1,000 live births)
7.0% Acute Malnutrition (Children <5)
20.5 Tuberculosis Incidence (per 100,000 persons)
7.81 Malaria Prevalance (per 100,000 persons)
454.3 HIV Prevalance (per 100,000 persons)




Clean Water Vulnerability



45.8% Households with Safe Water Access
40.4% Households with Hygienic Toilet Access




Information Access Vulnerability



6.1% Adult Illiteracy Rate
99.9% School Attendance Rate
88.0% Households without Internet
9.0% Housholds without TV




Economic Constraints



40.9 Economic Dependency Ratio
17.1% Poverty




Gender Inequality



0.21 Income Inequality*
0.17 F M School Enrollment Rate*
*Values closer to 1 represent greater gender parity.



Population Pressures



0.9% Average Annual Population Change
3.3% Average Annual Urban Population Change
0.3% Net Migration Rate




COPING CAPACITY (CC)

RANK: 52 / 63 PROVINCES
SCORE: 0.429

Bac Kan exhibits weaker Coping Capacity in the areas of Economic Capacity and Governance. The bar chart indicates the socioeconomic themes contributing to the province's overall Coping Capacity score.



Economic Capacity




4.83	4,929	12.9	6.32	6.25
Time Cost*	Income per Capita (in 1,000 VND)	Purchasing Power	Business Support Services*	Entry Costs*

*Values represent a sub-index score where 1 is considered low (poor) and 10 is considered high (good).




Governance



6.06	4.28	6.65
Law and Order*	Informal Charges*	Transparency*



Environmental Capacity



7.2%
Protected Area



Infrastructure Capacity



Health Care Capacity Rank: 2/63

97.2%	37.81	12.72	19.88	12.37
Immunization Coverage	Healthbeds per 10,000 People	Physicians per 10,000 People	Nurses per 10,000 People	Distance to Hospital (km)



Transportation Capacity Rank: 47/63

1,356	38.74
Road Density (km per sq. km)	Distance to Airport or Seaport (km)



Communications Capacity Rank: 33/63

83.9%
Households with Phone Access (Landline/Mobile)



RESILIENCE (R)

RANK: 51 / 63 PROVINCES
SCORE: 0.48

Bac Kan's score and ranking are due to high Vulnerability combined with very low Coping Capacity scores.

Below are the four thematic areas with the weakest relative scores:



Clean Water
Access
Vulnerability



Gender Inequality



Economic Capacity



Governance



MULTI-HAZARD RISK

55 / 63

Rank within provinces
Score: 0.396



Bac Kan's score and ranking are due to very low Multi-hazard exposure combined with high Vulnerability and very low Coping Capacity scores.

Multi-hazard risk component scores compared to overall average country scores:

