



INDONESIA

KEPULAUAN BANGKA BELITUNG

NDPBA PROVINCE PROFILE

KEPULAUAN BANGKA BELITUNG

CAPITAL: PANGKA PINANG

Area: 16,424 km²



Kepulauan Bangka Belitung (the Bangka Belitung Islands) includes two main islands, Bangka and Belitung, and smaller islands where agriculture, forestry, and tourism

are the predominate economic drivers. Despite its very low multi-hazard exposure, the province is routinely affected by extreme weather, drought and wildfires, spurring local, regional and national DRR stakeholders to collaborate on enhancing early warning systems for the growing population. While resilience and disaster management capabilities are high, strengthening efforts to improve economic capacity, gender equality, and expand health care capacity will help counter the COVID19 pandemic and all-hazard challenges in the future.

RISK AND VULNERABILITY COMPONENT SCORE



MULTI-HAZARD RISK (MHR) - Very Low

Score: 0.402 • Rank: 30/34



RESILIENCE (R) - Very High

Score: 0.567 • Rank: 6/34



MULTI-HAZARD EXPOSURE (MHE) - Very Low

Score: 0.311 • Rank: 31/34



VULNERABILITY (V) - Low

Score: 0.391 • Rank: 27/34



COPING CAPACITY (CC) - Moderate

Score: 0.493 • Rank: 13/34



DISASTER MANAGEMENT CAPABILITIES (DMC) - Very High

Score: 0.599 • Rank: 3/34



Population (2020 Projected)

1,517,600



Population in Poverty

4.5%



Adult Literacy Rate

98.1%



Access to improved water

73.5%



Average life expectancy

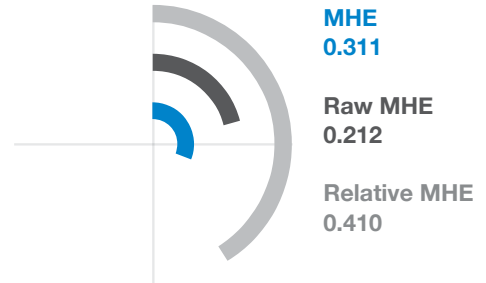
70.5 years

*For more information on data and components please visit: <https://bit.ly/2LqVoUO>



MULTI-HAZARD EXPOSURE (MHE)

RANK: 31 / 34 PROVINCES
SCORE: 0.311



ESTIMATED POPULATION AND CAPITAL EXPOSED TO EACH HAZARD:



Earthquake

0%

👤 -

-



Tsunami

0%

👤 -

-



Flood

14%

👤 194,199

\$4.75 Billion



Flash Flood

0%

👤 -

-



Landslide

<1%

👤 2,984

-



Volcano

0%

👤 -

-



Drought

91%

👤 1,294,565

\$25.9 Billion



Wildfire

27%

👤 384,580

\$5.2 Billion



Extreme Weather

97%

👤 1,377,350

\$29.4 Billion



VULNERABILITY (V)

RANK: 27 / 34 PROVINCES ASSESSED
SCORE: 0.391

Vulnerability in Kepulauan Bangka Belitung is primarily driven by Gender Inequality and Population Pressures. The bar charts indicate the socioeconomic themes contributing to the province's overall Vulnerability score.



Environmental Stress

SCORE: 0.222 RANK: 31/34 PROVINCES ASSESSED

0.4% Land susceptible to severe erosion	3.19 Livestock Density (per sq km)	3559.1 Net Deforestation (hectares per year)
---	--	--



Vulnerable Health Status

SCORE: 0.327 RANK: 27/34 PROVINCES ASSESSED

70.5 Life expectancy (years)	27 Infant mortality rate (per 1,000 live births)	172.32 Maternal mortality ratio	9.9% Children (under 5) Wasting	7.5% Disability	4.0% Unmet health care needs	11.0% Households with limited access to health facility
1.2% Households with catastrophic health expenditure	52.06 Dengue incidence per 100,000 population	4.18 Measles incidence per 100,000 population	0.07 Malaria incidence per 100,000 population	150 TB case notification per 100,000 population	34.45 HIV & AIDS incidence per 100,000 population	0.36 Prevalence of Leprosy per 10,000 population



Clean Water Vulnerability

SCORE: 0.383 RANK: 21/34 PROVINCES ASSESSED

73.5% Households with improved water	90.3% Households with improved sanitation
--	---



Information Access Vulnerability

SCORE: 0.440 RANK: 17/34 PROVINCES ASSESSED

98.1% Adult literacy rate	97.7% Net primary school enrollment rate	7.98 Average years of schooling	74.8% Household using internet
-------------------------------------	--	---	--



Economic Constraints

SCORE: 0.125 RANK: 34/34 PROVINCES ASSESSED

3.6% Unemployment rate	44.9 Age dependency ratio	4.5% Poverty rate	0.269 GINI ratio
----------------------------------	-------------------------------------	-----------------------------	----------------------------



Gender Inequality

SCORE: 0.686 RANK: 1/34 PROVINCES ASSESSED

0.98 Female to male literacy rate	0.51 Female to male labor ratio	1.08 Female to male secondary school enrollment ratio	4.4% Percent female seats in government
---	---	---	---



Population Pressures

SCORE: 0.551 RANK: 7/34 PROVINCES ASSESSED

2.3% Average annual total population change	4.0% Average annual urban population change
---	---



COPING CAPACITY (CC)

RANK: 13 / 34 PROVINCES ASSESSED
SCORE: 0.493

Kepulauan Bangka Belitung exhibits weaker Coping Capacity in the areas of Economic Capacity and Health Care Capacity. The bar charts indicate the socioeconomic themes contributing to the province's overall Coping Capacity score.



Economic Capacity

SCORE: 0.410 RANK: 13/34 PROVINCES ASSESSED

67.7% **2,937,123** **41.9**
Labor force participation Average monthly income (IDR) GDP per capita (Million IDR)



Governance

SCORE: 0.640 RANK: 15/34 PROVINCES ASSESSED

143 **55.5%** **86.5%**
Crime rate per 100,000 population Crime clearance rate Voter participation



Environmental Capacity

SCORE: 0.073 RANK: 31/34 PROVINCES ASSESSED

2.2%
Protected area



Infrastructure Capacity

SCORE: 0.570 RANK: 13/34 PROVINCES ASSESSED



Health Care Capacity SCORE: 0.482 RANK: 16/34 PROVINCES ASSESSED

13.2 **2.68** **14.72** **20.9%** **54.8%** **86.4%** **63.9%**
Hospital beds per 10,000 people Physicians per 10,000 people Nurses and midwives per 10,000 people Time to public hospital (over 1 hour) Immunization rate (children under 5) Health care accreditation rate Population covered by health insurance



Transportation Capacity SCORE: 0.505 RANK: 12/34 PROVINCES ASSESSED

0.33 **27.77**
Road and rail density Average distance to port or airport



Communications Capacity SCORE: 0.680 RANK: 9/34 PROVINCES ASSESSED

67.8% **1.2%**
Mobile phone ownership Households with Fixed Phones



Energy Capacity SCORE: 0.613 RANK: 13/34 PROVINCES ASSESSED

98.6% **0.4%** **66.57** **85.7%**
Households served by state electricity Percentage of total national electricity generated in province Electricity generation GWh per 100,000 Population Households with gas for cooking



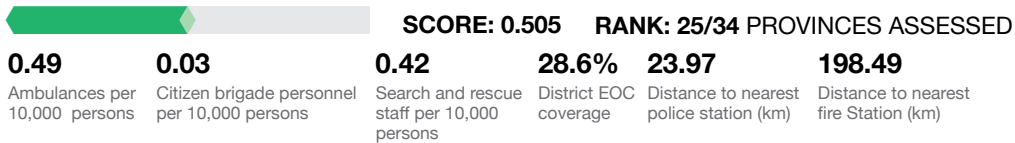
DISASTER MANAGEMENT CAPABILITIES (DMC)

RANK: 3 / 34 PROVINCES ASSESSED
SCORE: 0.493

Kepulauan Bangka Belitung exhibits weaker Disaster Management Capabilities in the areas of Mass Care Support and Emergency Services. The bar charts indicate the disaster management themes contributing to the province's overall Disaster Management Capabilities score.



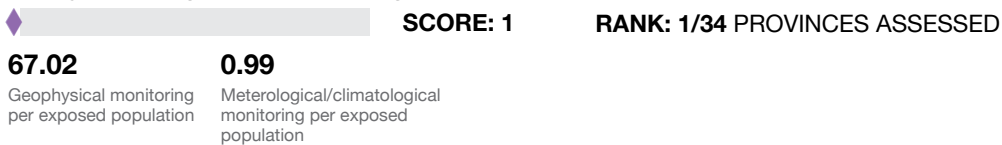
Emergency Services



Mass Care Support



Early Warning and Monitoring





RESILIENCE (R)

RANK: 6 / 34 PROVINCES ASSESSED
SCORE: 0.567

Kepulauan Bangka Belitung's Very High Resilience score and ranking are due to Low Vulnerability combined with Moderate Coping Capacity, and Very High Disaster Management Capabilities scores.

Below are the six thematic areas with the weakest relative scores:



Gender Inequality



Population Pressures



Economic Capacity



Health Care Capacity



Mass Care Support



Emergency Services



HAZARD-SPECIFIC RISK (HSR)



Earthquake

RANK: 31 / 34 PROVINCES ASSESSED
SCORE: 0.090



Tsunami

RANK: 32 / 34 PROVINCES ASSESSED
SCORE: 0.09



Flood

RANK: 34 / 34 PROVINCES ASSESSED
SCORE: 0.108



Flash Flood

RANK: 33 / 34 PROVINCES ASSESSED
SCORE: 0.090



Landslide

RANK: 32 / 34 PROVINCES ASSESSED
SCORE: 0.110



Volcano

RANK: 30 / 34 PROVINCES ASSESSED
SCORE: 0.090



Drought

RANK: 15 / 34 PROVINCES ASSESSED
SCORE: 0.232



Wildfire

RANK: 18 / 34 PROVINCES ASSESSED
SCORE: 0.213



Extreme Weather


RANK: 23 / 34 PROVINCES ASSESSED
SCORE: 0.218



MULTI-HAZARD RISK (MHR)

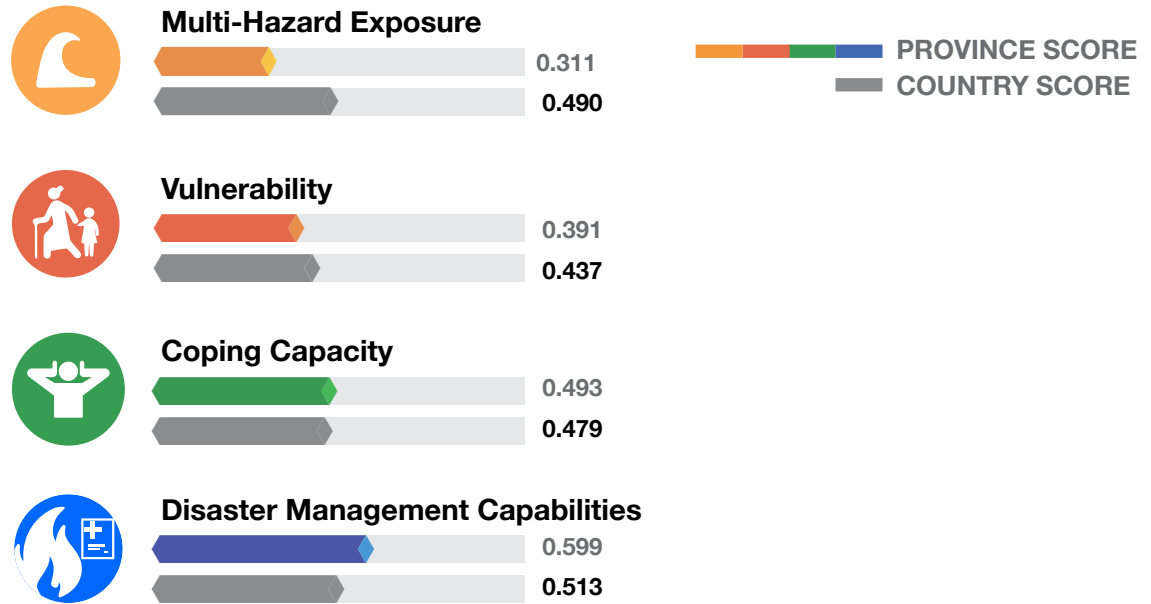
30 / 34

RANK WITHIN PROVINCES
Score: 0.402



Kepulauan Bangka Belitung's Very Low Multi-hazard Risk score and ranking are due to Very Low Multi-hazard exposure combined with Low Vulnerability, Moderate Coping Capacity, and Very High Disaster Management Capabilities scores.

Multi-hazard risk component scores compared to overall average country scores:



KEPULAUAN BANGKA BELITUNG

RECOMMENDATIONS

1

Gender Inequality

Kepulauan Bangka Belitung has the highest overall Gender Inequality ranking in the country. Poor female representation in Parliament (<5%), the lowest in the country, is the most significant driver of inequality. Gender inequalities are also evident in the province's female to male Labor Ratio, with the 4th highest rank for this indicator.

Promote gender equality through the enactment and implementation of laws that establish rights, responsibilities and opportunities for women and men related to education, leadership, and employment.

Increase opportunities to expand participation of women in education and economic activities through the implementation of programs that provide quality, affordable childcare and health care services. Empower and enhance participation of women in leadership positions and community disaster preparedness and recovery processes.

2

Population Pressures

Kepulauan Bangka Belitung ranks 7th for overall Population Pressures, driven by Average Population Change (2.34%) and average Urban Population Change (4.04%). Kepulauan Bangka Belitung's growing population is exposed to multiple hazards, including extreme weather (tornadoes), drought, flooding, landslides and wildfires.

As infrastructure projects and housing developments expand to accommodate a growing population, institute hazard mitigation strategies to reduce future damages and losses due to hazard impacts.

Continue collaboration and coordination among local government ministries, NGOs and community-based organizations to implement strategies to expand improvements in clean water, sanitation and hygiene throughout the province.

KEPULAUAN BANGKA BELITUNG RECOMMENDATIONS

3

Economic Capacity

Kepulauan Bangka Belitung ranks 13th for overall Economic Capacity, which could be strengthened through increased engagement of women in the labor force. As a primarily agricultural province, focus efforts to enhance the capacity of farmers and household enterprises to boost productivity and income generation.

Implement programs geared toward building the entrepreneurial and technical skills of small business owners and household enterprises, and improving farming practices such as adopting modern irrigation systems to conserve water, planting drought resistant plant varieties, soil conservation and enrichment, and reduction of agricultural runoff into nearby streams and water sources.

4

Health Care Capacity

Kepulauan Bangka Belitung ranks 16th for overall Health Care Capacity. While Accreditation of Health Care Facilities (86.36%) and Immunization Rates in Children under Age 5 (54.84%) are relatively high, increasing access to health insurance, the number of medical personnel, and number of hospital beds would improve overall capacity in health care.

Expand minimum health service standards to improve access to, and quality of care, with special focus on mothers, children, adolescents, elderly, and those with chronic health conditions.

Secure funding to implement health care infrastructure improvements and increased numbers of medical personnel, medical equipment and supplies in anticipation of meeting Kepulauan Bangka Belitung's growing health care needs.

KEPULAUAN BANGKA BELITUNG RECOMMENDATIONS

5

Mass Care Support

Kepulauan Bangka Belitung has the 4th lowest Mass Care Support capabilities in Indonesia, driven by the 2nd lowest score for Disaster Equipment. Enhance efforts to obtain and strategically locate disaster equipment and supplies throughout the province, especially in remote areas.

6

Emergency Services

Emergency Services are also limited in the province. The average distance to the nearest Disaster Stockpile is over 400 km away, presenting challenges in meeting the needs of a disaster-affected population. Kepulauan Bangka Belitung could strengthen its emergency service capability through community-based resilience-building initiatives to help fill emergency service needs during a disaster until formal assistance arrives.

**Better solutions.
Fewer disasters.**

Safer world.

**1305 N Holopono Street
Suite 2, Kihei, HI 96753**

**P: (808) 891-0525
F: (808) 891-0526**



@PDC_Global



/PDCGlobal



www.pdc.prg



ndpba@pdc.org