



PANAMÁ

DARIÉN

NDPBA PROVINCES AND INDIGENOUS COMARCAS PROFILE

PANAMÁ DARIÉN

CAPITAL: LA PALMA

Area: 11,893 km²

The Darién province is located in the eastern region of Panama. This Province is divided into 3 districts: La Palma (The Capital), Chepigana, Pinogana and Santa Fe. The province borders Pacific Ocean to the south, Kuna Yala to the north, Panamá to the west and Colombia to the east. The main economic sources are cattle and fishing.



RISK AND VULNERABILITY COMPONENT SCORE



MULTI-HAZARD RISK (MHR) - Very High
Score: 0.613 • Rank: 2/13



RESILIENCE (R) - Low
Score: 0.402 • Rank: 10/13



MULTI-HAZARD EXPOSURE (MHE) - High
Score: 0.645 • Rank: 4/13



VULNERABILITY (V) - High
Score: 0.537 • Rank: 4/13



COPING CAPACITY (CC) - Very Low
Score: 0.342 • Rank: 11/13



Population (2020 Estimate)
57,818



Population in poverty
43.1%



Average years in school
7.1



Access to improved water
11.6% households



Infant mortality rate
(per 1,000 live births)
20

*For more information on data and components please visit: <https://bit.ly/2LqVoUO>



MULTI-HAZARD EXPOSURE (MHE)

**RANK: 4 / 13 PROVINCES AND
INDIGENOUS COMARCAS**
SCORE: 0.645



MHE
0.645

Raw MHE
0.467

Relative MHE
0.822

ESTIMATED POPULATION AND CAPITAL EXPOSED TO EACH HAZARD:



Earthquake

70.2%

39,022

1.9 Billion



Flood

7.3%

4,035

49.1 Million



Landslide

0.3%

145

1 Million



Storm Surge

2.2%

1,229

24.5 Million



Sea Level Rise

19.5%

10,853

153.2 Million



Wildfire

15.0%

8,358

333.6 Million



Tsunami

7.2%

3,998

39 Thousand



VULNERABILITY (V)

RANK: 4 / 13 PROVINCES AND INDIGENOUS COMARCAS ASSESSED
SCORE: 0.537

Vulnerability in Darién is primarily driven by Population Pressures and Vulnerable Health Status. The bar charts indicate the socioeconomic themes contributing to the overall Vulnerability score.



Environmental Stress SCORE: 0.311 RANK: 9/13 PROVINCES AND INDIGENOUS COMARCAS ASSESSED



0.08% Percent forest cover lost	64.8 Density of livestock per sq. km	45.1% Percent of freshwater consumption to production
---	--	---



Vulnerable Health Status SCORE: 0.677 RANK: 2/13 PROVINCES AND INDIGENOUS COMARCAS ASSESSED



198.4 Dengue incidence per 100,000 persons	11.8 AIDS incidence per 100,000 persons	204.3 Malaria Incidence per 100,000 persons	32.3 TB incidence per 100,000 persons	22.2% Prevalence of stunting	4.6% Disability	95.42 Maternal Mortality Rate per 100,000 live births
20.04 Infant mortality per 1,000 live births	74.64 Life expectancy					



Clean Water Vulnerability SCORE: 0.629 RANK: 5/13 PROVINCES AND INDIGENOUS COMARCAS ASSESSED



11.6% Households with access to improved drinking water	81.5% Households with access to improved sanitation
---	---



Information Access Vulnerability SCORE: 0.540 RANK: 4/13 PROVINCES AND INDIGENOUS COMARCAS ASSESSED



55.4% Households with radio	68.5% Households with TV	61.6% Households with internet	77.1% School attendance rate	7.1 Average years of schooling	11.4% Illiteracy rate
---------------------------------------	------------------------------------	--	--	--	---------------------------------



Economic Constraints SCORE: 0.466 RANK: 5/13 PROVINCES AND INDIGENOUS COMARCAS ASSESSED



43.1% Poverty rate
0.65 Economic dependency ratio



Gender Inequality SCORE: 0.443 RANK: 9/13 PROVINCES AND INDIGENOUS COMARCAS ASSESSED



0.03 Ratio female to male secondary enrollment
0.38 Ratio female to male labor
0.03 Proportion of female seats in local government



Population Pressures SCORE: 0.695 RANK: 4/13 PROVINCES AND INDIGENOUS COMARCAS ASSESSED



8.4% Average annual urban population change
1.3% Percent average population change



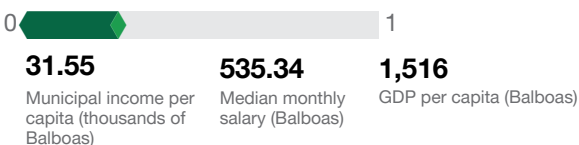
COPING CAPACITY (CC)

RANK: 11 / 13 PROVINCES AND INDIGENOUS COMARCAS ASSESSED
SCORE: 0.342

Darién exhibits weaker Coping Capacity in the areas of Transportation Capacity and Economic Capacity. The bar charts indicate the socioeconomic themes contributing to the overall Coping Capacity score.



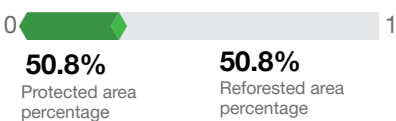
Economic Capacity SCORE: 0.265 RANK: 10/13 PROVINCES AND INDIGENOUS COMARCAS ASSESSED




Governance SCORE: 0.373 RANK: 9/0,373 PROVINCES AND INDIGENOUS COMARCAS ASSESSED



Environmental Capacity SCORE: 0.267 RANK: 4/13 PROVINCES AND INDIGENOUS COMARCAS ASSESSED



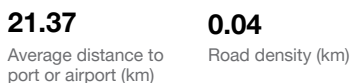
Infrastructure Capacity SCORE: 0.414 RANK: 10/13 PROVINCES AND INDIGENOUS COMARCAS ASSESSED



Health Care Capacity SCORE: 0.411 RANK: 9/13 PROVINCES AND INDIGENOUS COMARCAS ASSESSED



Transportation Capacity SCORE: 0.22 RANK: 12/13 PROVINCES AND INDIGENOUS COMARCAS ASSESSED



Communications Capacity SCORE: 0.458 RANK: 10/13 PROVINCES AND INDIGENOUS COMARCAS ASSESSED



Energy Capacity SCORE: 0.566 RANK: 10/13 PROVINCES AND INDIGENOUS COMARCAS ASSESSED





RESILIENCE (R)

RANK: 10 / 13 PROVINCES AND INDIGENOUS COMARCAS ASSESSED
SCORE: 0.402

Darién's score and ranking are due to High Vulnerability combined with Very Low Coping Capacity scores.

Below are the four thematic areas with the weakest relative scores:



Population Pressures



Vulnerable Health Status



Transportation Capacity



Economic Capacity



HAZARD-SPECIFIC RISK (HSR)




Earthquake



RANK: 3 / 13 PROVINCES AND INDIGENOUS COMARCAS ASSESSED
SCORE: 0.563



Flood



RANK: 3 / 13 PROVINCES AND INDIGENOUS COMARCAS ASSESSED
SCORE: 0.290



Sea Level Rise



RANK: 7 / 13 PROVINCES AND INDIGENOUS COMARCAS ASSESSED
SCORE: 0.242



Storm Surge



RANK: 1 / 13 PROVINCES AND INDIGENOUS COMARCAS ASSESSED
SCORE: 0.455




Landslide



RANK: 7 / 13 PROVINCES AND INDIGENOUS COMARCAS ASSESSED
SCORE: 0.159




Wildfire



RANK: 4 / 13 PROVINCES AND INDIGENOUS COMARCAS ASSESSED
SCORE: 0.362



Tsunami



RANK: 1 / 13 PROVINCES AND INDIGENOUS COMARCAS ASSESSED
SCORE: 0.342



MULTI-HAZARD RISK (MHR)

2 / 13

RANK WITHIN PROVINCES AND
INDIGENOUS COMARCAS
SCORE: 0.613



Darién's score and ranking are due to High Multi-hazard Exposure combined with High Vulnerability and Very Low Coping Capacity scores. 11,893

Multi-hazard risk component scores compared to overall average country scores:




Multi-Hazard Exposure



Vulnerability



Coping Capacity



DARIÉN RECOMMENDATIONS



Population Pressures

Darién ranks the highest in Panama for population pressures with an annual urban population change of 8.43%. Unplanned population change increases stress on public utilities, emergency services, and health care. An increase in these decreases the ability for governments to respond adequately to disasters and mass casualties with already limited resources. The migration of large populations leads to strain on social services, economic opportunities, and health care access. Lack of economic opportunity can potentially cause increased criminal activity, increased nutrition needs for vulnerable populations (i.e., elderly and adolescents), and lack of adequate shelter for individuals.

Given that Darién ranks fourth highest in overall Multi-Hazard Exposure, continue to monitor population growth to ensure policy, plans, and programs meet requirements to appropriately respond to mass casualties and disasters. Ensure population growth and migration remains at a stable and sustainable level. Identify causes and drivers of migration for large populations to address needs and limit forced migration. Ensure a comprehensive understanding of population change across the country to meet public safety needs and requirements.

DARIÉN RECOMMENDATIONS

2

Vulnerable Health Status

Lack of adequate health care, housing, nutrition, and sanitary conditions contributes to a high degree of infant mortality, maternal mortality, and inadequate health care access that disproportionately affects disparate populations such as women and children. Darién ranks are high in infant mortality, maternal mortality, disabilities, and diseases leading to the second-highest ranking of vulnerable health status.

Create healthier environments for all members of society and address needs for in-home care, sub-acute care, acute care, and clinical care. Limit exposure to environmental risks, infectious diseases, and provide critical medical intervention of communicable illnesses and emergent medical care. Create public health programs to educate populations on proper nutrition, adolescent, and elderly care, and preventing the spread of communicable diseases. Provide necessary prophylaxis through public health programs to prevent pathogenesis and spread of specific diseases like malaria, dengue fever, and AIDS.

DARIÉN RECOMMENDATIONS

3

Transportation Capacity

Limited transportation capacity within a province limits the economic opportunity and mobility of society. Darién ranks lowest in overall Transportation Capacity in the country. A high distance to ports means goods must travel longer to reach their destination increasing costs for goods and services. It limits the opportunity for individuals to attend higher education and find gainful employment. Reduced transportation capacity can also hamper emergency response activities and decrease public access to vital resources such as adequate healthcare and food.

Identify areas with limited transportation opportunities to identify project areas where increasing transportation capacity has the highest impact. Identify emergency routes and vital transportation routes that provide critical access to services to the population. Ensure new transportation routes are developed within sustainable development guidelines with proper materials. Identify alternate transit routes and methods to reduce the distance traveled for individuals and goods and services.

DARIÉN RECOMMENDATIONS

4

Economic Capacity

Socioeconomic deprivation increases dependency on limited government resources and individuals and limits economic opportunity and mobility. Darién ranks low in economic capacity with low median salaries, municipal income, and GDP per capita. Lack of economic ability increases criminal activity, provides opportunities for transnational criminal organizations to gain influence, and stresses relationships between individuals and civil society.

Encourage programs to generate public revenue and create new job opportunities. Address existing public policy to limit inflation and ensure equal employment opportunities, especially for marginalized populations. Expand and provide equal opportunity programs for disparate people to increase economic opportunity for all.

**Better solutions.
Fewer disasters.**

Safer world.

**1305 N Holopono Street
Suite 2, Kihei, HI 9675 3**

**P: (080) 89 1-0525
F: (080) 891-0526**



@PDC_Global



/PDCGlobal



www.pdc.prg



ndpba.tto@pdc.org