



JAMAICA

NATIONAL DISASTER PREPAREDNESS BASELINE ASSESSMENT
PARISH PROFILE – SAINT CATHERINE

Saint Catherine: Risk

Saint Catherine ranks **2nd** of **14** on the Multi-Hazard Risk Index with a score of **0.651**. Saint Catherine's score and ranking are driven almost completely by very high Multi-Hazard Exposure (see Figure 1). Saint Catherine has the highest Multi-Hazard Exposure in the country, the 12th highest Vulnerability, and the 5th highest Coping Capacity.

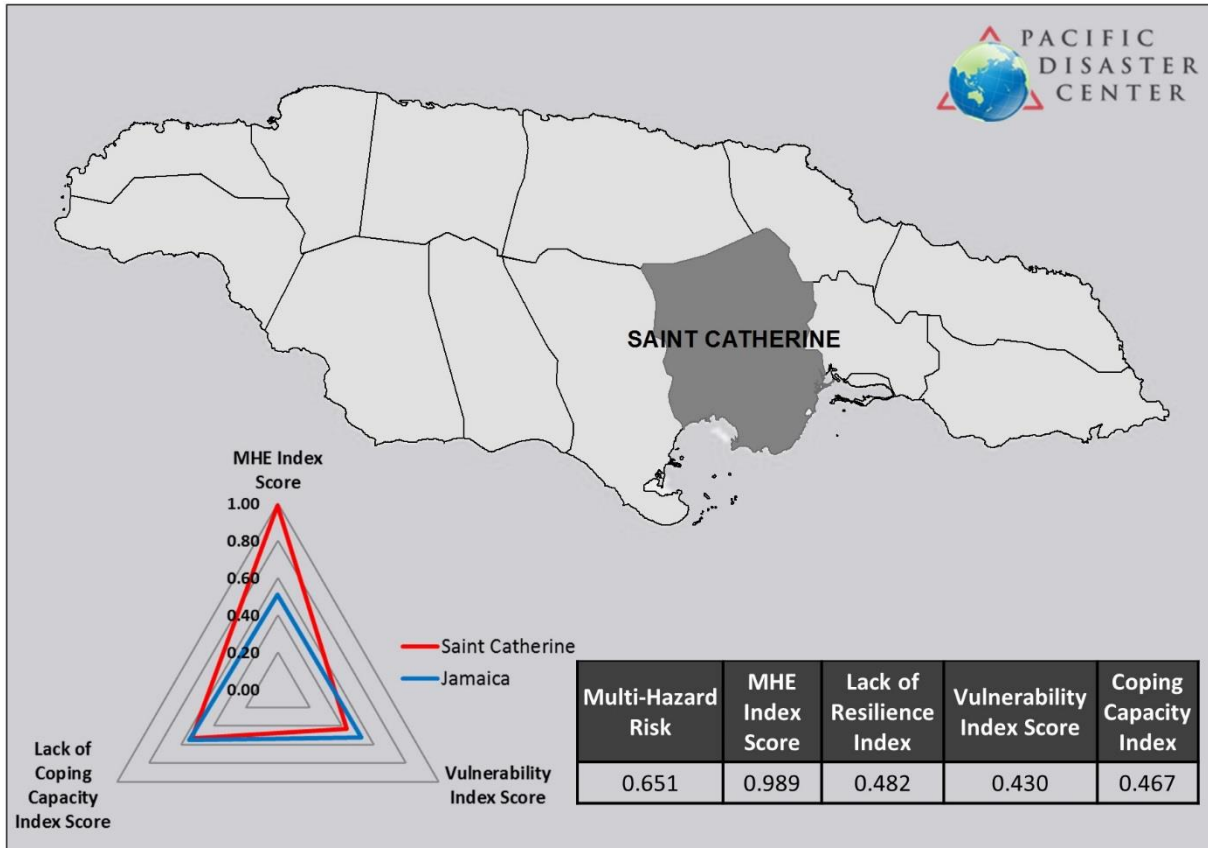


Figure 1. Risk scores for the parish of Saint Catherine

Saint Catherine: Lack of Resilience

Saint Catherine ranks **11th** of **14** on the Lack of Resilience Index with a score of **0.482**. Saint Catherine’s score and ranking are due to very low Vulnerability combined with high Coping Capacity (see Table 1). Saint Catherine has the 12th highest Vulnerability and the 5th highest Coping Capacity.

While Saint Catherine exhibits relatively low Lack of Resilience overall, thematic areas with weak relative scores for the Parish of Saint Catherine are: **Recent Disaster Impacts, Governance, and Health Care Capacity**.

Table 1. Lack of Resilience Index and Component scores for Saint Catherine

Index	Saint Catherine	
	Score	Rank
Lack of Resilience	0.482	11
Components		
Vulnerability	0.430	12
Coping Capacity	0.467	5

Saint Catherine: Coping Capacity

Saint Catherine’s Coping Capacity ranks **5th** out of **14** with a score of **0.467**. The thematic areas with the weakest relative scores are **Governance, Environmental Capacity, and Health Care Capacity** (refer to Table 2 and Figure 2). These thematic areas may constrain Coping Capacity within this parish.

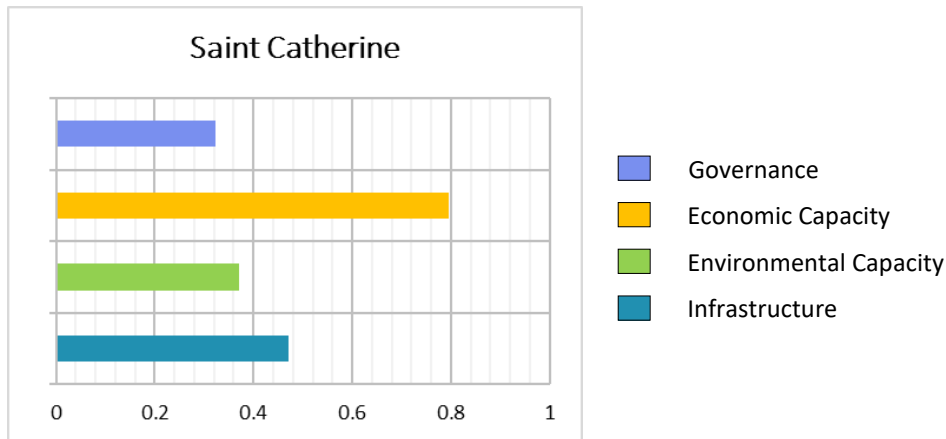


Figure 2. Coping Capacity subcomponents for Saint Catherine

Table 2. Coping Capacity Index, subcomponent and sub-index scores for Saint Catherine

Index	Saint Catherine	
	Score	Rank
Coping Capacity	0.467	5
Subcomponents		
Governance	0.323	13
Economic Capacity	0.794	3
Environmental Capacity	0.371	7
Infrastructure	0.471	5
Infrastructure Sub-indices		
Health Care	0.302	13
Transportation	0.464	4
Communications	0.646	4

Saint Catherine: Vulnerability

Saint Catherine ranks **12th** out of **14** on the Vulnerability Index with a score of **0.430**. Though Saint Catherine exhibits relatively low vulnerability overall, the index is influenced by a high **Recent Disaster Impacts** subcomponent score (refer to Table 3 and Figure 3).

Table 3. Vulnerability Index and subcomponent index scores for Saint Catherine

Index	Saint Catherine	
	Score	Rank
Vulnerability	0.430	12
Subcomponents		
Economic Constraints	0.499	9
Info Access Vulnerability	0.195	13
Vulnerable Health Status	0.370	12
Clean Water Vulnerability	0.294	12
Environmental Stress	0.489	7
Recent Disaster Impacts	0.696	4
Gender Inequality	0.468	11

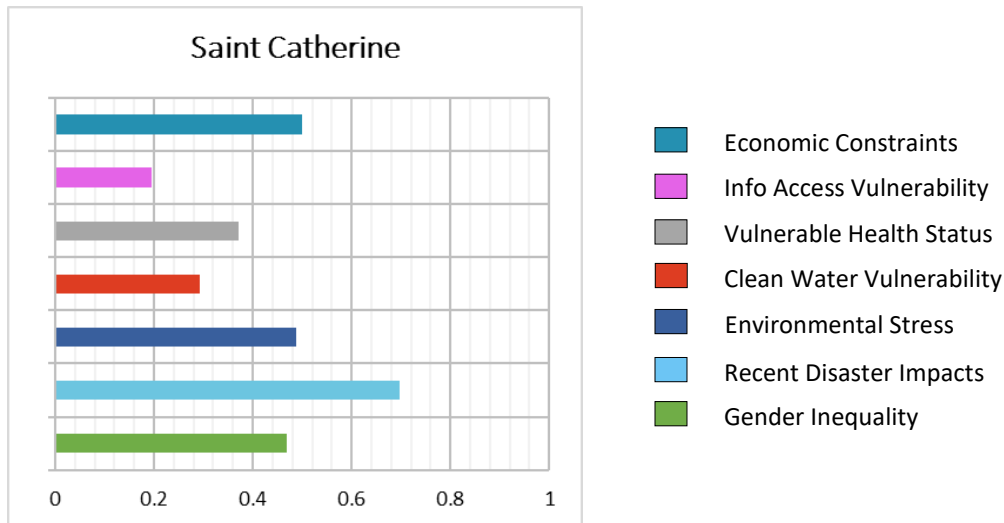


Figure 3. Vulnerability subcomponents for Saint Catherine

Saint Catherine: Multi-Hazard Exposure

Saint Catherine ranks **1st** out of **14** on the Multi-Hazard Exposure index with a score of **0.989** (see Table 4). Large numbers of people, and a significant proportion of the population, are exposed to **tropical cyclone wind, seismic activity, inland flood, and coastal flood** (refer to Figure 4 and Figure 5).

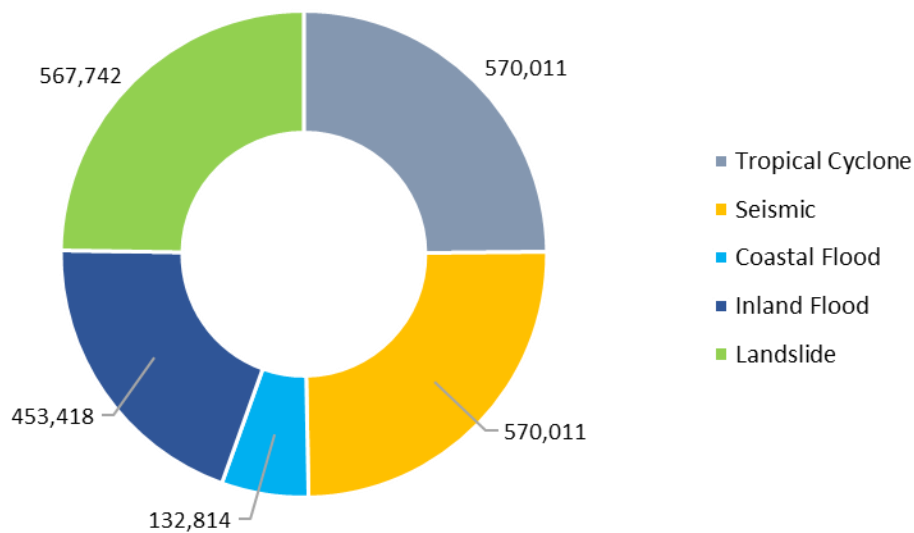


Figure 4. Raw population exposure by hazard type for Saint Catherine

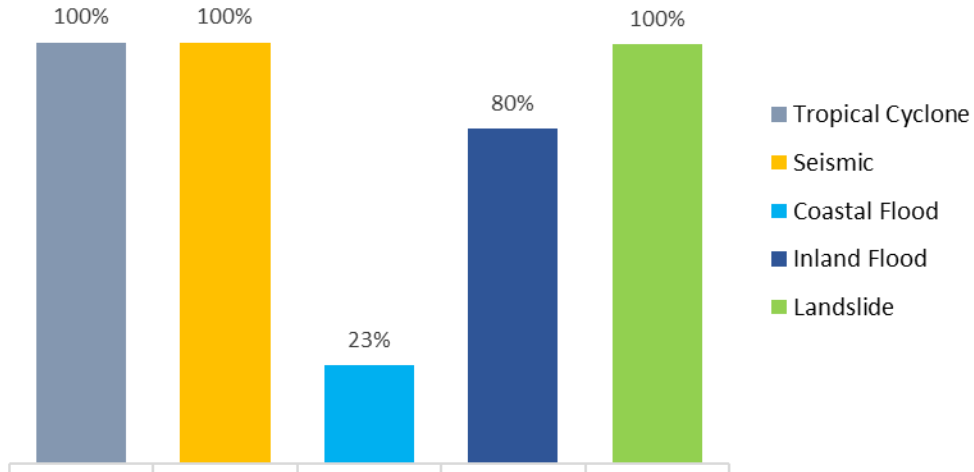


Figure 5. Percent population exposure to hazard type for Saint Catherine

Table 4. Multi-Hazard Exposure Index, Raw and Relative Exposure Index scores for Saint Catherine

Index	Saint Catherine	
	Score	Rank
Multi-Hazard Exposure	0.989	1
Subcomponents		
Raw Exposure	1.000	1
Relative Exposure	0.978	2