



# JAMAICA

NATIONAL DISASTER PREPAREDNESS BASELINE ASSESSMENT  
PARISH PROFILE – SAINT ANDREW

## Saint Andrew: Risk

Saint Andrew ranks **12<sup>th</sup>** out of **14** on the Multi-Hazard Risk index with a score of **0.445**. Though Saint Andrew has very high Multi-Hazard Exposure, this is combined with very low Vulnerability, and very high Coping Capacity for lower relative Risk (see Figure 1). The Parish ranks 3<sup>rd</sup> for Multi-Hazard Exposure, 13<sup>th</sup> in Vulnerability, and 1<sup>st</sup> in Coping Capacity.

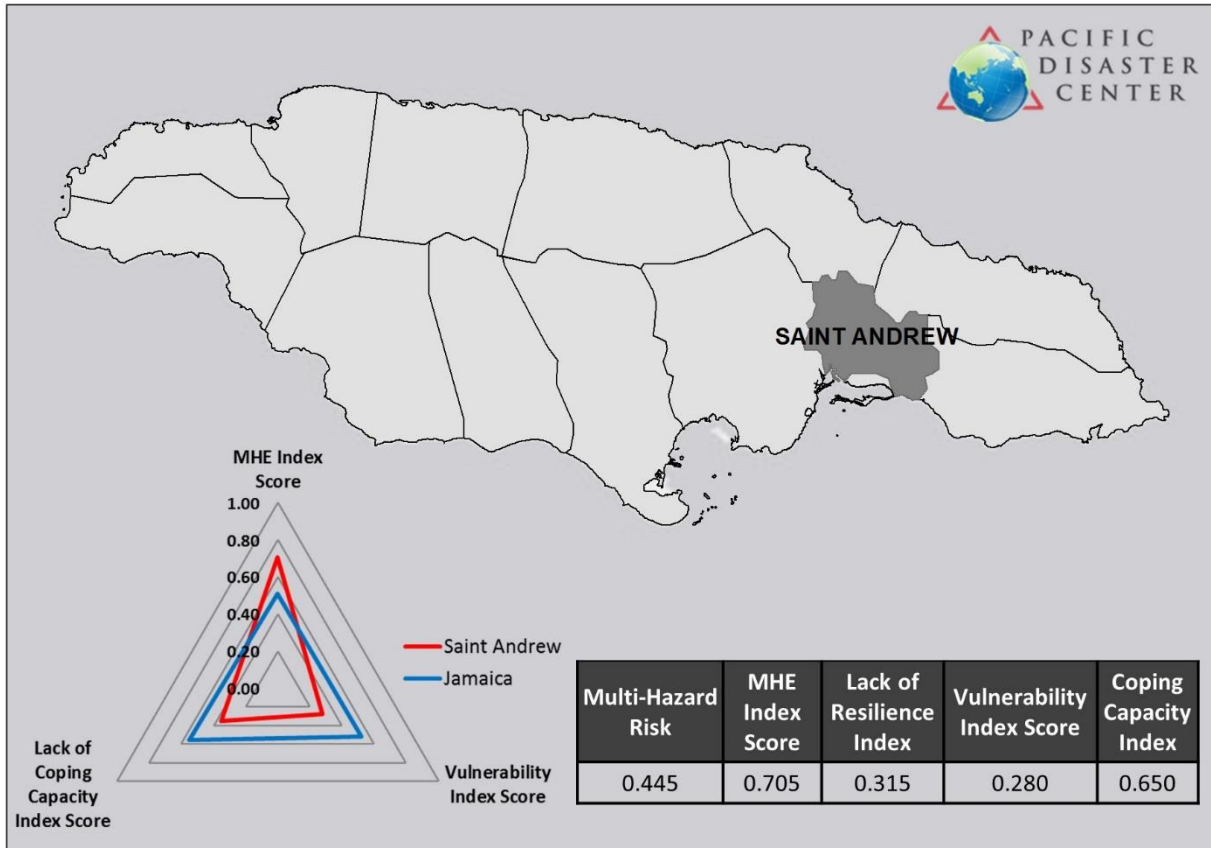


Figure 1. Risk scores for the parish of Saint Andrew

## Saint Andrew: Lack of Resilience

Saint Andrew ranks **14<sup>th</sup>** of **14** on the Lack of Resilience Index with a score of **0.315** (refer to Table 1). Saint Andrew's score and ranking are due to very low Vulnerability and very high Coping Capacity, indicating high resilience overall. The Parish ranks 13<sup>th</sup> in Vulnerability and 1<sup>st</sup> in Coping Capacity.

Saint Andrew exhibits relatively few thematic weaknesses in Vulnerability and Coping Capacity with three exceptions: **Environmental Capacity, Governance, and Recent Disaster Impacts**.

Table 1. Lack of Resilience Index and Component scores for Saint Andrew

Index	Saint Andrew	
	Score	Rank
Lack of Resilience	0.315	14
<b>Components</b>		
Vulnerability	0.280	13
Coping Capacity	0.650	1

## Saint Andrew: Coping Capacity

Saint Andrew's Coping Capacity ranks **1<sup>st</sup>** out of **14** with a score of **0.650**. Consequently, Saint Andrew exhibits two areas of thematic weakness in Coping Capacity: **Environmental Capacity** and **Governance** (refer to Figure 2 and Table 2). These weaknesses may constrain Coping Capacity within this parish.

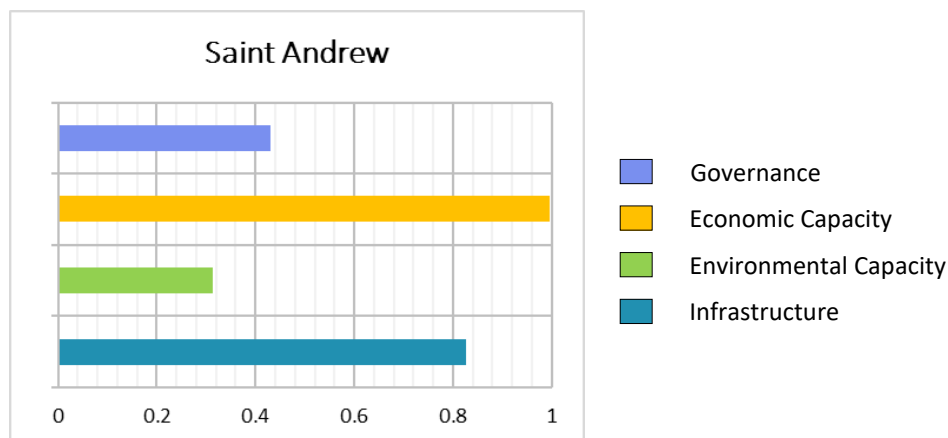


Figure 2. Coping Capacity subcomponents for Saint Andrew

Table 2. Coping Capacity Index, subcomponent and sub-index scores for Saint Andrew

Index	Saint Andrew	
	Score	Rank
Coping Capacity	0.650	1
<b>Subcomponents</b>		
Governance	0.431	9
Economic Capacity	0.995	1
Environmental Capacity	0.312	10
Infrastructure	0.826	1
<b>Infrastructure Sub-indices</b>		
Health Care	0.601	3
Transportation	1.000	1
Communications	0.877	1

### Saint Andrew: Vulnerability

Saint Andrew ranks **13<sup>th</sup>** out of **14** on the Vulnerability Index with a score of **0.280**. Though Vulnerability in Saint Andrew is very low, the Index is influenced by the **Recent Disaster Impacts** subcomponent score (see Table 3 and Figure 3).

Table 3. Vulnerability Index and subcomponent index scores for Saint Andrew

Index	Saint Andrew	
	Score	Rank
Vulnerability	0.280	13
<b>Subcomponents</b>		
Economic Constraints	0.340	12
Info Access Vulnerability	0.079	14
Vulnerable Health Status	0.446	8
Clean Water Vulnerability	0.052	13
Environmental Stress	0.320	12
Recent Disaster Impacts	0.507	6
Gender Inequality	0.213	13

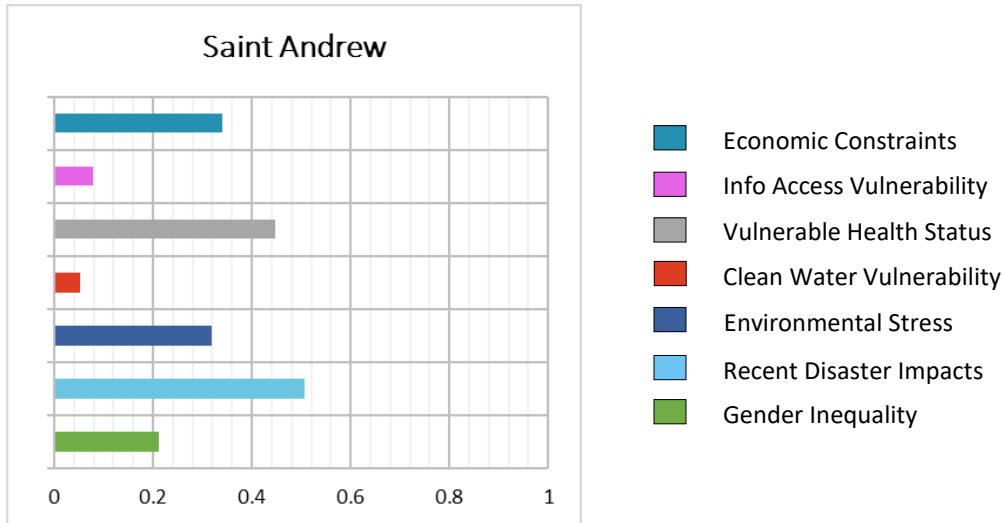


Figure 3. Vulnerability subcomponents for Saint Andrew

### Saint Andrew: Multi-Hazard Exposure

Saint Andrew ranks 3<sup>rd</sup> out of 14 on the Multi-Hazard Exposure index with a score of 0.705 (refer to Table 4). With a high population density, the Parish has a very large population exposed to multiple hazards including **tropical cyclones, seismic activity, and landslides** (refer to Figure 4 and Figure 5). Smaller proportions of Saint Andrew's population are also exposed to coastal and inland flood.

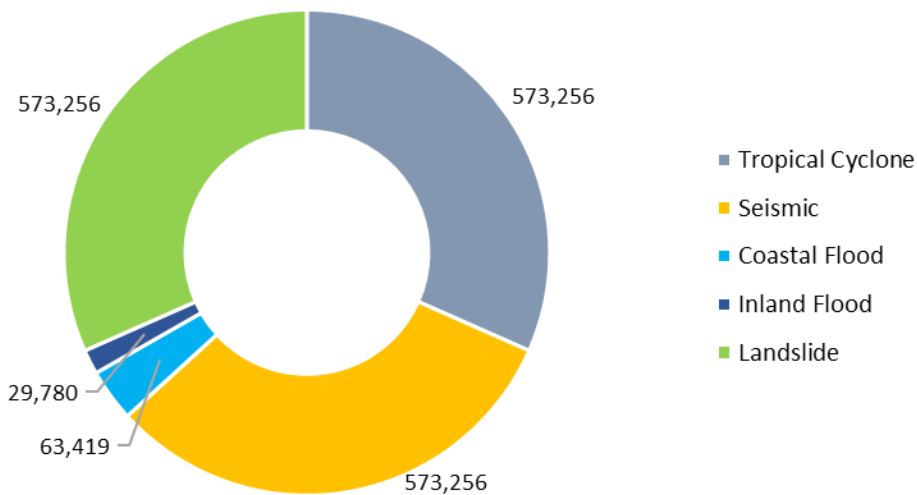


Figure 4. Raw population exposure by hazard type for Saint Andrew

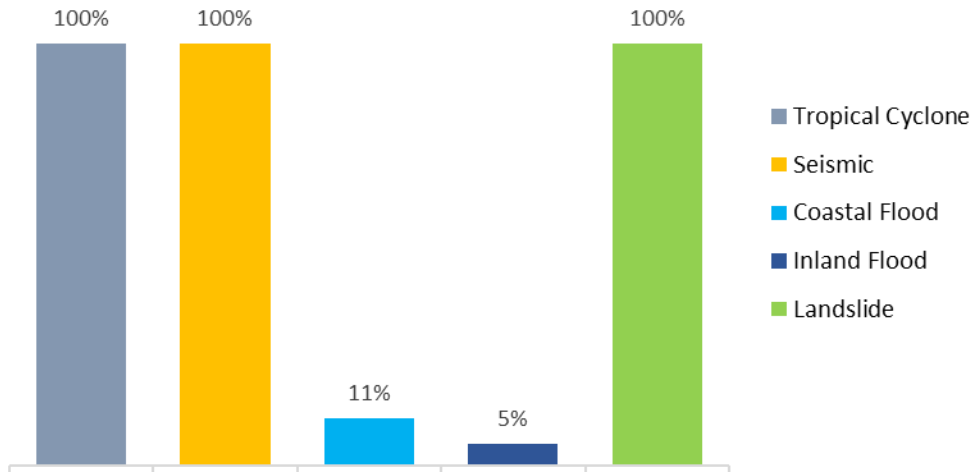


Figure 5. Percent population exposure to hazard type for Saint Andrew

Table 4. Multi-Hazard Exposure Index, Raw and Relative Exposure Index scores for Saint Andrew

Index	Saint Andrew	
	Score	Rank
Multi-Hazard Exposure	0.705	3
<b>Subcomponents</b>		
Raw Exposure	0.903	2
Relative Exposure	0.506	10