

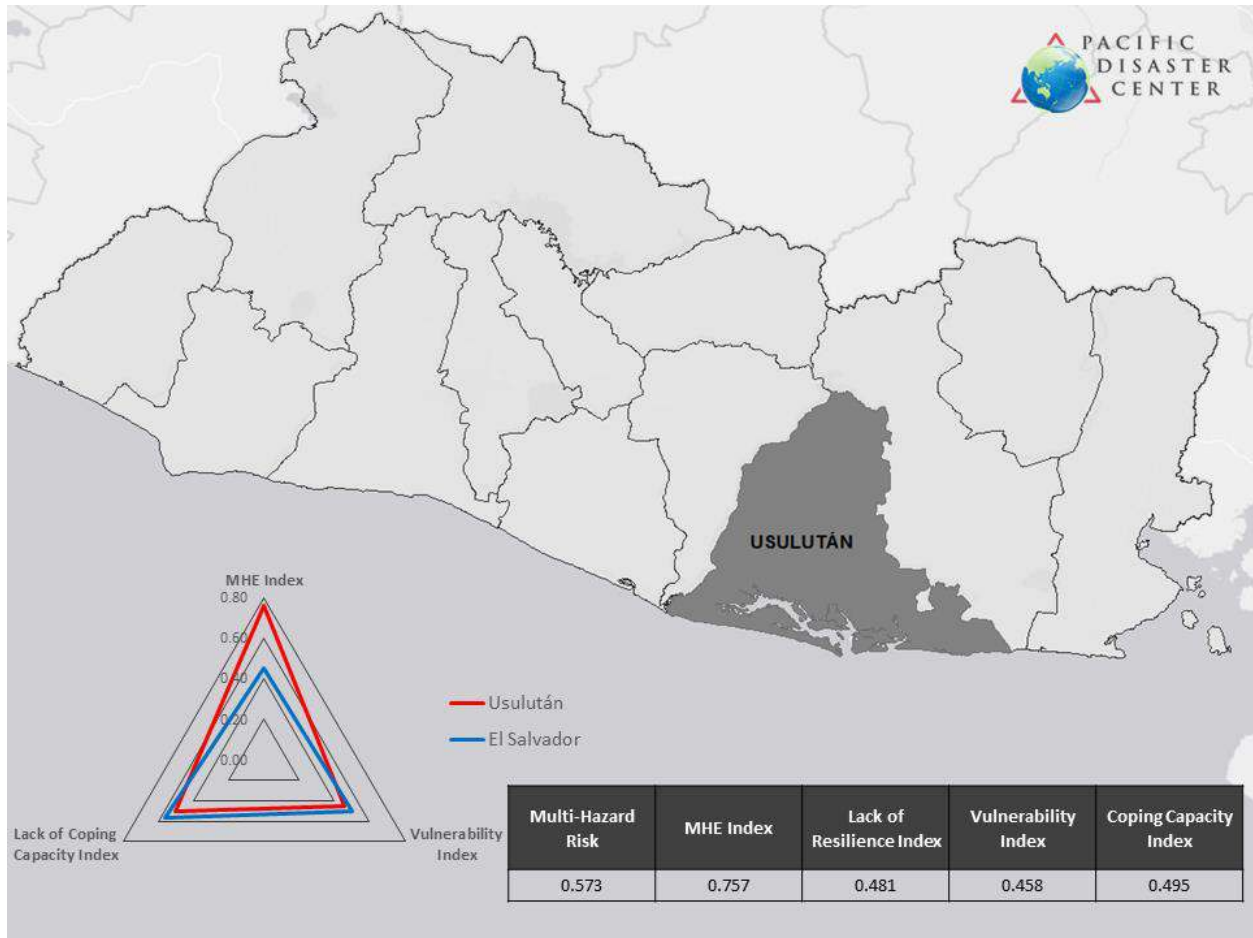


EL SALVADOR

NATIONAL DISASTER PREPAREDNESS BASELINE ASSESSMENT
DEPARTMENT PROFILE – USulután

Usulután: Risk

Usulután ranks **1st** of **14** on the Multi-Hazard Risk Index with a score of **0.573**. Usulután's score and ranking are due to high Multi-Hazard Exposure combined with moderate Coping Capacity and Vulnerability scores. Usulután has the 3rd highest Multi-Hazard Exposure in the country, the 10th highest Vulnerability and, the 5th highest Coping Capacity.



Usulután: Lack of Resilience

Usulután ranks **10th** of **14** on **Lack of Resilience Index** with a score of **0.481**. Usulután’s score and ranking are due to moderate coping capacity combined with low vulnerability scores. Usulután has the 10th highest Vulnerability and, the 5th highest Coping Capacity.

The three thematic areas with the weakest relative scores for the department of Usulután are: **Governance, Economic Capacity, and Economic Constraints**.

Table 1. Lack of Resilience Index and Component scores for Usulután

Index	Usulután	
	Score	Rank
Lack of Resilience	0.481	10
Components		
Vulnerability	0.458	10
Coping Capacity	0.495	5

Usulután: Coping Capacity

Usulután’s coping capacity is **5th** out of **14** with a score of **0.495**. The thematic areas with the weakest relative scores are **Governance** and **Economic Capacity**. These two thematic areas appear to constrain coping capacity within this department.

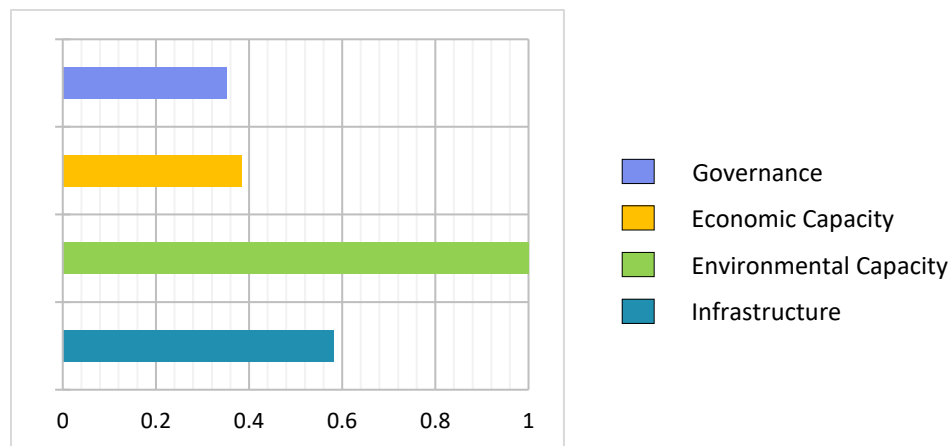


Figure 1. Coping Capacity sub-components for Usulután

Table 2 Coping Capacity Index, sub-component and sub-index scores for Usulután

Index	Usulután	
	Score	Rank
Coping Capacity	0.495	5
Sub-components		
Governance	0.352	10
Economic Capacity	0.385	7
Environmental Capacity	1.000	1
Infrastructure	0.581	4
Infrastructure Sub-indices		
Health Care	0.270	6
Transportation	0.903	2
Communications	0.570	4

Usulután: Vulnerability

Usulután ranks **10th** out of **14** on the Vulnerability Index with a score of **0.458**. Vulnerability in Usulután is strongly influenced by **Economic Constraints**, **Vulnerable Health Status**, and **Information Access Vulnerability** sub-component scores.

Table 3. Vulnerability Index and sub-component index scores for Usulután

Index	Usulután	
	Score	Rank
Vulnerability	0.458	10
Sub-Components		
Economic Constraints	0.602	4
Info Access Vulnerability	0.559	6
Vulnerable Health Status	0.536	6
Clean Water Vulnerability	0.484	7
Population Pressures	0.312	10
Environmental Stress	0.298	13
Gender Inequality	0.415	9

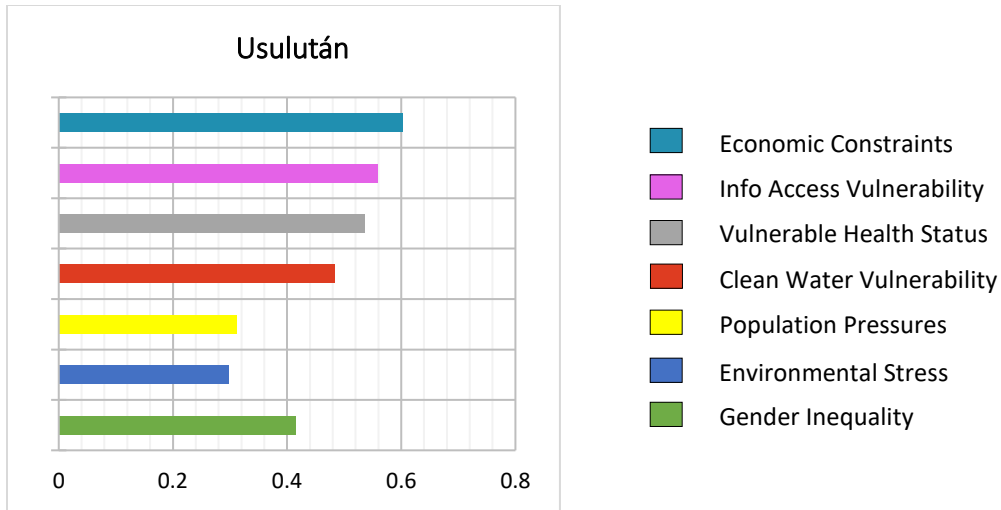


Figure 2. Vulnerability sub-components for Usulután

Usulután: Multi-Hazard Exposure

Usulután ranks 3rd out of 14 on the Multi-Hazard Exposure index with a score of 0.757. A large proportion of the population is exposed to **seismic activity**, **landslides** and **volcanic ash**. While Usulután is also exposed to tsunami, this hazard affects a smaller proportion of the population.

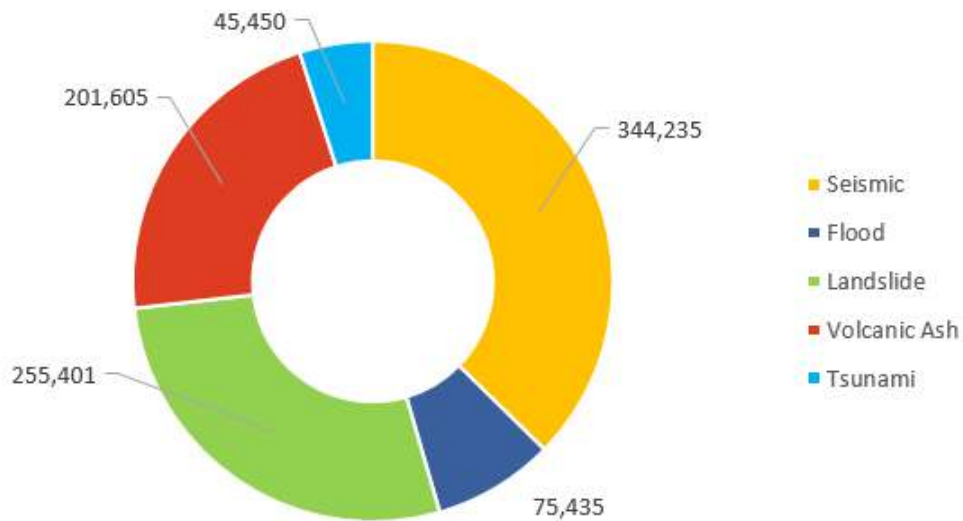


Figure 3 Raw population exposure by hazard type for Usulután

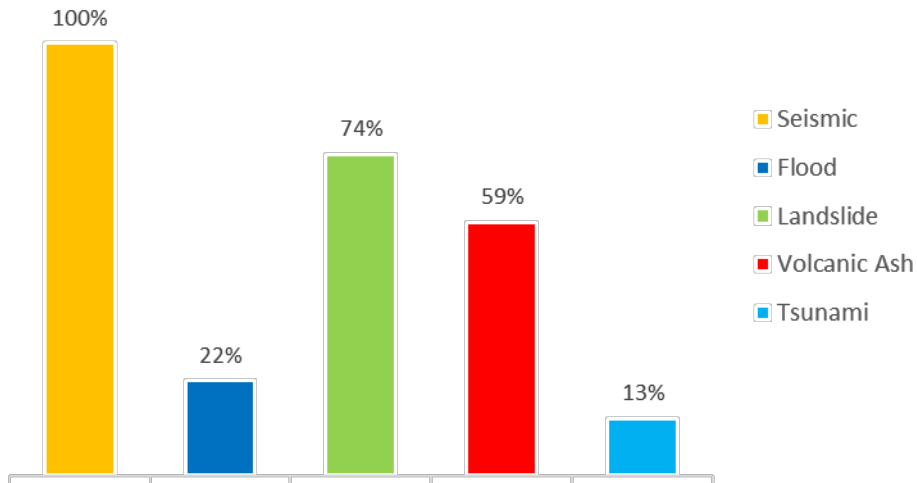


Figure 4. Percent population exposure to hazard type for Usulután

Table 4. Multi-Hazard Exposure Index, Raw and Relative Exposure Index scores for Usulután

Index	Usulután	
	Score	Rank
Multi-Hazard Exposure	0.757	3
Sub-Components		
Raw Exposure	0.514	6
Relative Exposure	1.000	1