

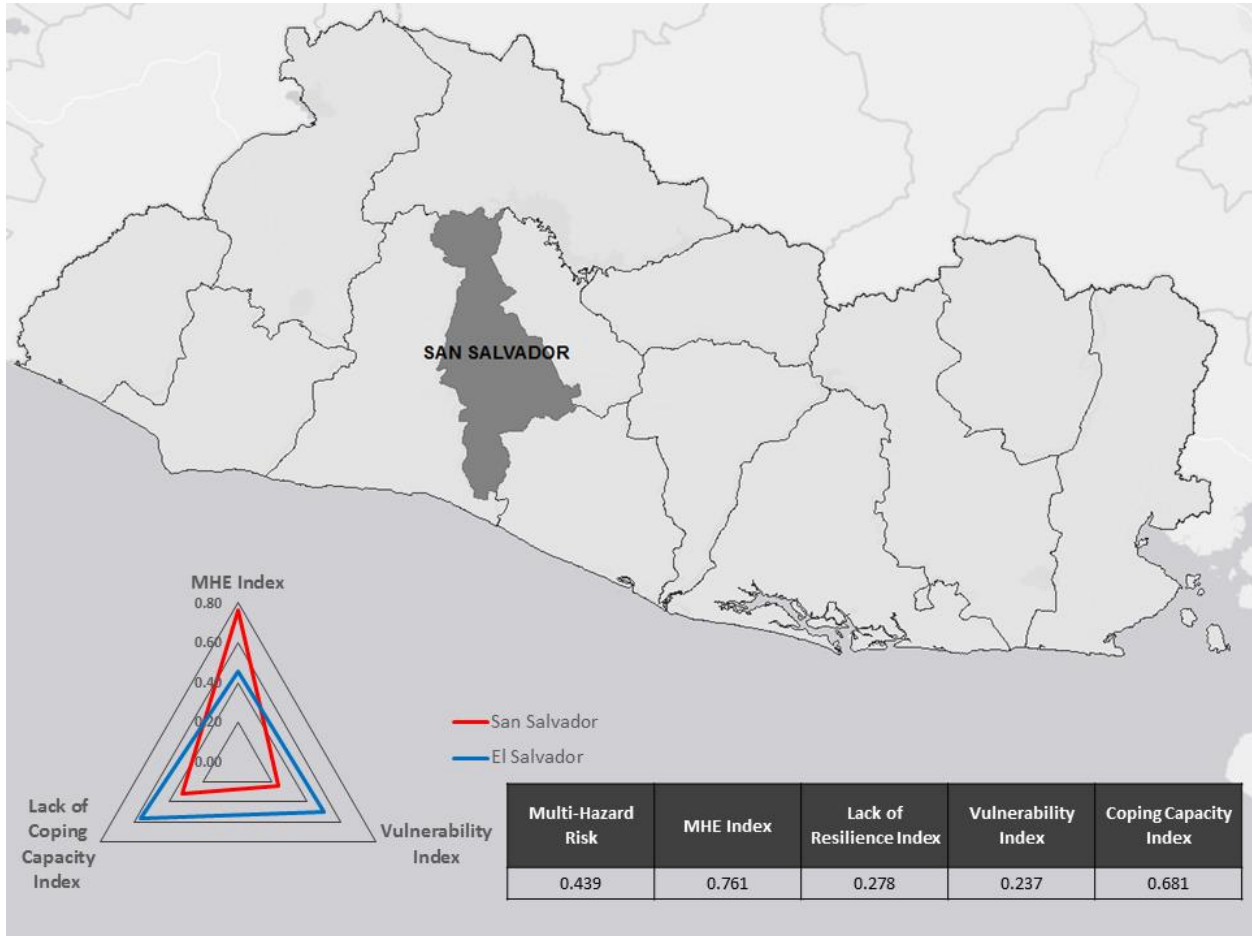
# EL SALVADOR



NATIONAL DISASTER PREPAREDNESS BASELINE ASSESSMENT  
DEPARTMENT PROFILE – SAN SALVADOR

## San Salvador: Risk

San Salvador ranks **12<sup>th</sup>** out of **14** on the Multi-Hazard Risk index with a score of **0.439**. Though San Salvador has very high Multi-Hazard Exposure, this is combined with very low Vulnerability, and very high Coping Capacity for lower relative Risk. The department ranks 2<sup>nd</sup> for Multi-Hazard Exposure, 14<sup>th</sup> in Vulnerability, and 1<sup>st</sup> in Coping Capacity.



## San Salvador: Lack of Resilience

San Salvador ranks **14<sup>th</sup>** of **14** on **Lack of Resilience Index** with a score of **0.278**. San Salvador's score and ranking are due to very low Vulnerability and very high Coping Capacity. San Salvador has the lowest Vulnerability and highest Coping Capacity in the country, indicating high resilience overall. Overall, San Salvador exhibits relatively few thematic weaknesses in Vulnerability and Coping Capacity with one exception: **Environmental Capacity**.

Table 1. Lack of Resilience Index and Component scores for San Salvador

Index	San Salvador	
	Score	Rank
Lack of Resilience	0.278	14
<b>Components</b>		
Vulnerability	0.237	14
Coping Capacity	0.681	1

## San Salvador: Coping Capacity

San Salvador's Coping Capacity is **1<sup>st</sup>** out of **14** with a score of **0.681**. Consequently, San Salvador exhibits only one area of thematic weakness in Coping Capacity: **Environmental Capacity**. This thematic area may constrain Coping Capacity within this department.

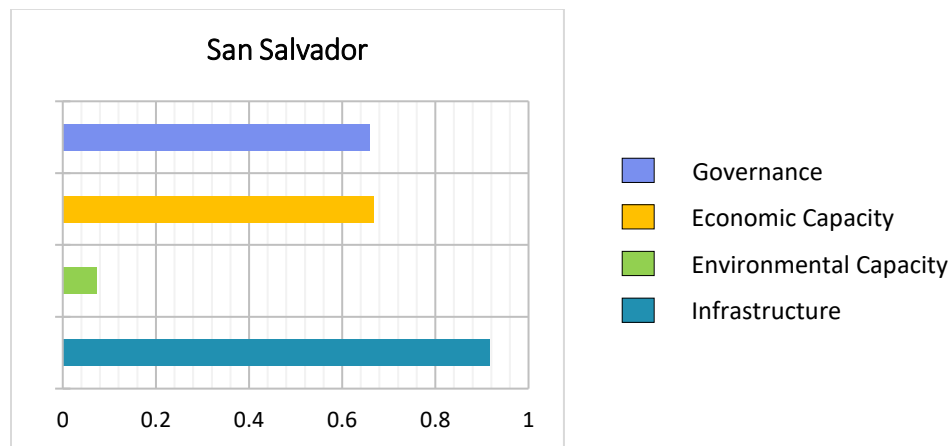


Figure 1: Coping Capacity sub-components for San Salvador

Table 2 Coping Capacity Index, sub-component and sub-index scores for San Salvador

Index	San Salvador	
	Score	Rank
Coping Capacity	0.681	1
<b>Sub-components</b>		
Governance	0.660	2
Economic Capacity	0.667	1
Environmental Capacity	0.072	12
Infrastructure	0.917	1
<b>Infrastructure Sub-indices</b>		
Health Care	0.999	1
Transportation	0.791	3
Communications	0.962	2

### San Salvador: Vulnerability

San Salvador ranks **14<sup>th</sup>** out of **14** on the Vulnerability Index with a score of **0.237**. Though San Salvador exhibits the lowest Vulnerability in the country, the Index is influenced by **Environmental Stress** and **Vulnerable Health Status** sub-component scores.

Table 3. Vulnerability Index and sub-component index scores for San Salvador

Index	San Salvador	
	Score	Rank
Vulnerability	0.237	14
<b>Sub-Components</b>		
Economic Constraints	0.295	14
Info Access Vulnerability	0.076	14
Vulnerable Health Status	0.395	11
Clean Water Vulnerability	0	14
Population Pressures	0.129	13
Environmental Stress	0.458	10
Gender Inequality	0.305	13

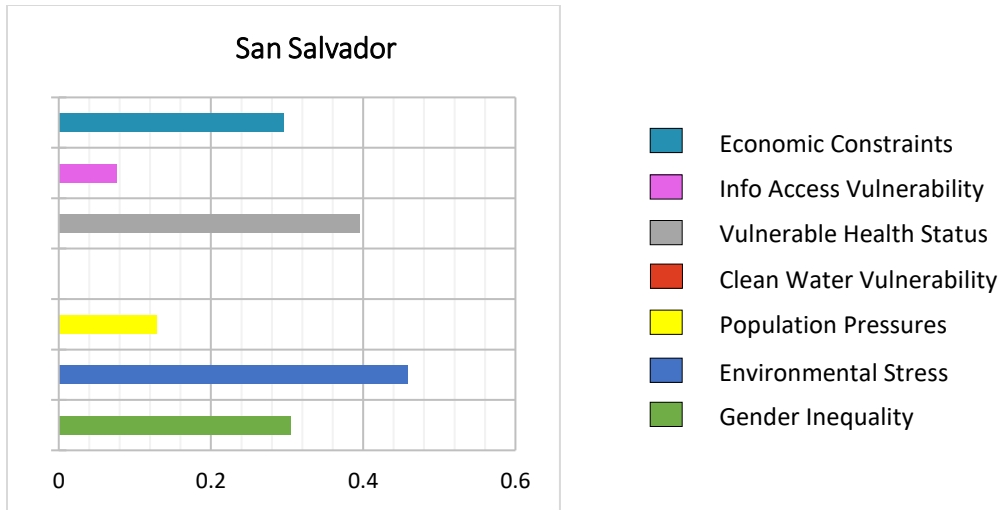


Figure 2: Vulnerability sub-components for San Salvador

### San Salvador: Multi-Hazard Exposure

San Salvador ranks **2<sup>nd</sup>** out of **14** on the Multi-Hazard Exposure index with a score of **0.761**. The department has a very large population exposed to multiple hazards including **seismic activity, landslides** and **flood**. A smaller proportion of San Salvador's population is also exposed to volcanic ash.

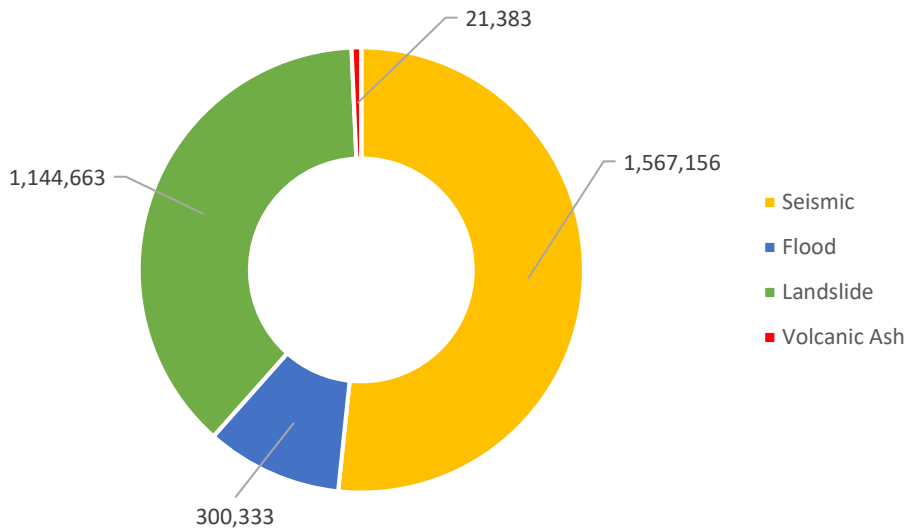


Figure 3: Raw population exposure by hazard type for San Salvador

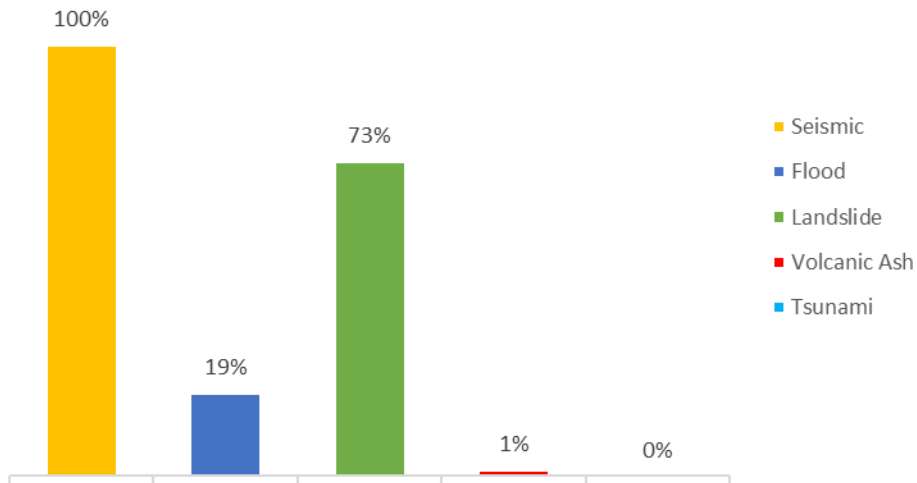


Figure 4: Percent population exposure to hazard type for San Salvador

Table 4. Multi-Hazard Exposure Index, Raw and Relative Exposure Index scores for San Salvador

Index	San Salvador	
	Score	Rank
Multi-Hazard Exposure	0.761	2
<b>Sub-Components</b>		
Raw Exposure	1.000	1
Relative Exposure	0.522	9