

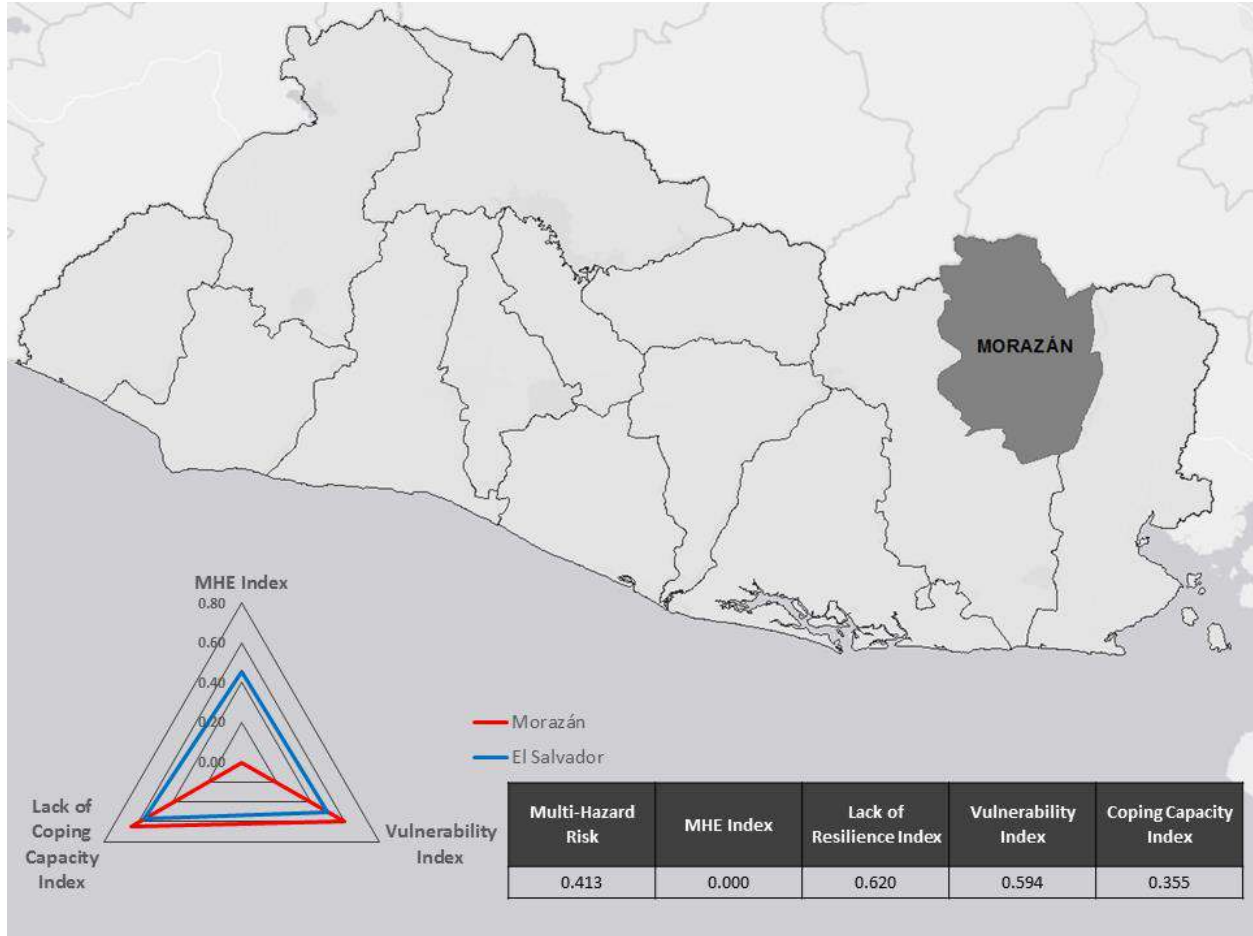
EL SALVADOR



NATIONAL DISASTER PREPAREDNESS BASELINE ASSESSMENT
DEPARTMENT PROFILE – MORAZÁN

Morazán: Risk

Morazán ranks **14th** out of **14** on the Multi-Hazard Risk index with a score of 0.417. Morazán has very low Multi-Hazard Exposure, very high Vulnerability, and low Coping Capacity. The department ranks 14th for Multi-Hazard Exposure, 2nd in Vulnerability, and 11th in Coping Capacity.



Morazán: Lack of Resilience

Morazán ranks **3rd** of 14 on **Lack of Resilience Index** with a score of **0.620**. Morazán’s score and ranking are due to very high Vulnerability, and low Coping Capacity. Morazán has the 14th highest Multi-Hazard Exposure in the country, the 2nd highest Vulnerability, and the 11th highest Coping Capacity.

The three thematic areas with the weakest relative scores for the department of Morazán are: **Environmental Capacity, Information Access Vulnerability** and **Gender Inequality**.

Table 1. Lack of Resilience Index and Component scores for Morazán

Index	Morazán	
	Score	Rank
Lack of Resilience	0.620	3
Components		
Vulnerability	0.594	2
Coping Capacity	0.355	11

Morazán: Coping Capacity

Morazán’s Coping Capacity is **11th** out of **14** with a score of **0.355**. The thematic areas with the weakest relative scores are **Environmental Capacity** and **Infrastructure**. These two thematic areas appear to constrain Coping Capacity within this department.

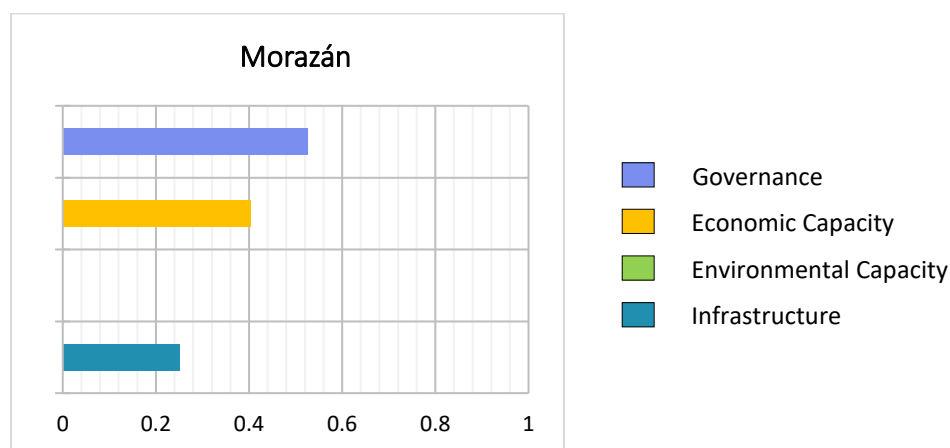


Figure 1: Coping Capacity sub-components for Morazán

Table 2 Coping Capacity Index, sub-component and sub-index scores for Morazán

Index	Morazán	
	Score	Rank
Coping Capacity	0.355	11
Sub-components		
Governance	0.527	8
Economic Capacity	0.403	6
Environmental Capacity	0.000	14
Infrastructure	0.252	12
Infrastructure Sub-indices		
Health Care	0.038	14
Transportation	0.580	6
Communications	0.139	12

Morazán: Vulnerability

Morazán ranks **2nd** out of **14** on the Vulnerability Index with a score of **0.594**. Vulnerability in Morazán is strongly influenced by **Information Access Vulnerability**, **Population Pressures**, and **Gender Inequality** sub-component scores.

Table 3. Vulnerability Index and sub-component index scores for Morazán

Index	Morazán	
	Score	Rank
Vulnerability	0.594	2
Sub-Components		
Economic Constraints	0.558	8
Info Access Vulnerability	0.751	2
Vulnerable Health Status	0.571	5
Clean Water Vulnerability	0.579	4
Population Pressures	0.654	5
Environmental Stress	0.474	8
Gender Inequality	0.654	4

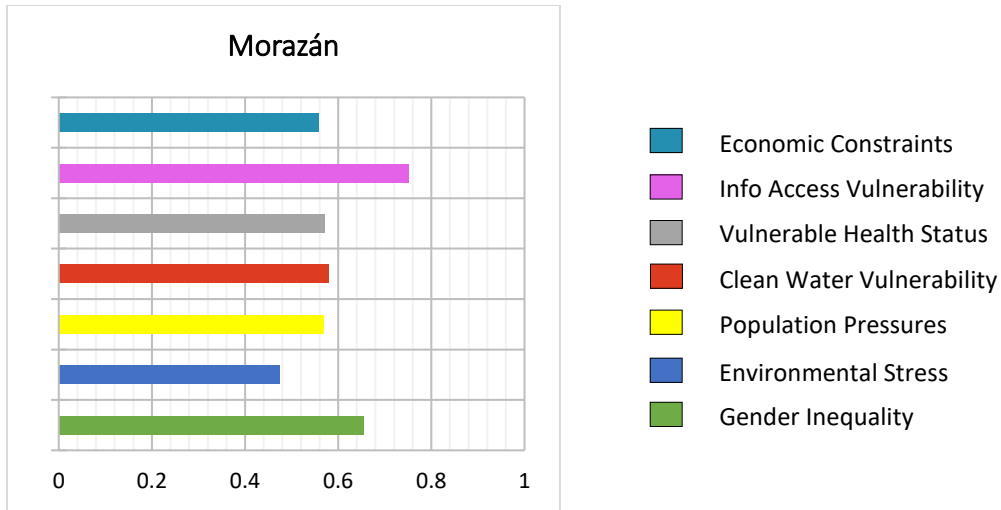


Figure 2: Vulnerability sub-components for Morazán

Morazán: Multi-Hazard Exposure

Morazán ranks **14th** out of **14** on the Multi-Hazard Exposure index with a score of **0.000**. It is important to note that a score of zero on the MHE Index does not indicate “zero exposure.” Despite the low rank, a large proportion of the population is exposed to **landslides**. While Morazán is also exposed to seismic activity and flood, these hazards threaten a smaller proportion of the population.

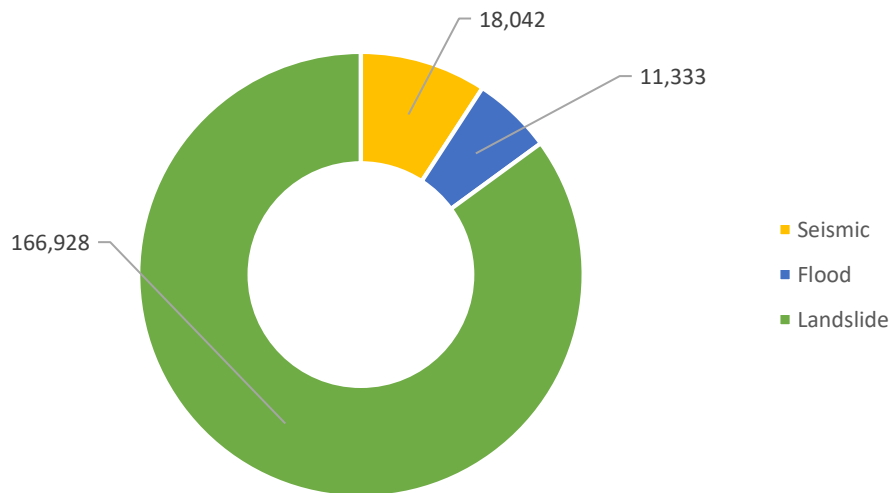


Figure 3: Raw population exposure by hazard type for Morazán

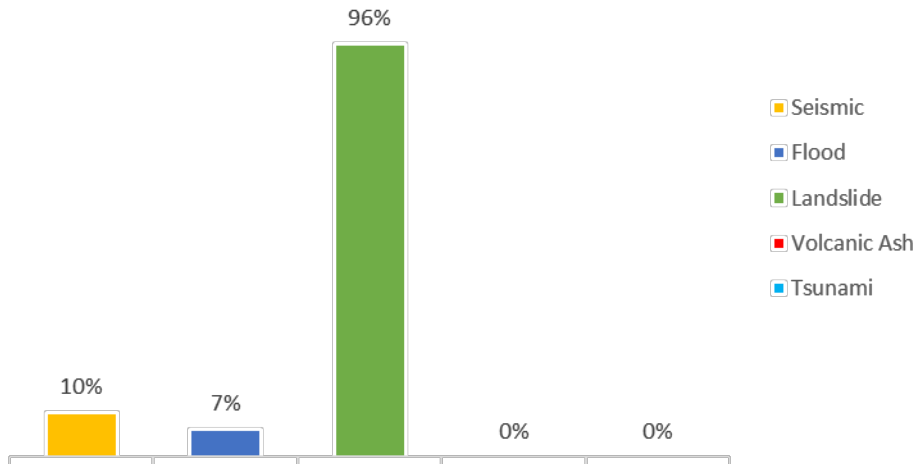


Figure 4: Percent population exposure to hazard type for Morazán

Table 4. Multi-Hazard Exposure Index, Raw and Relative Exposure Index scores for Morazán

Index	Morazán	
	Score	Rank
Multi-Hazard Exposure	0.000	14
Sub-Components		
Raw Exposure	0.000	14
Relative Exposure	0.000	14