

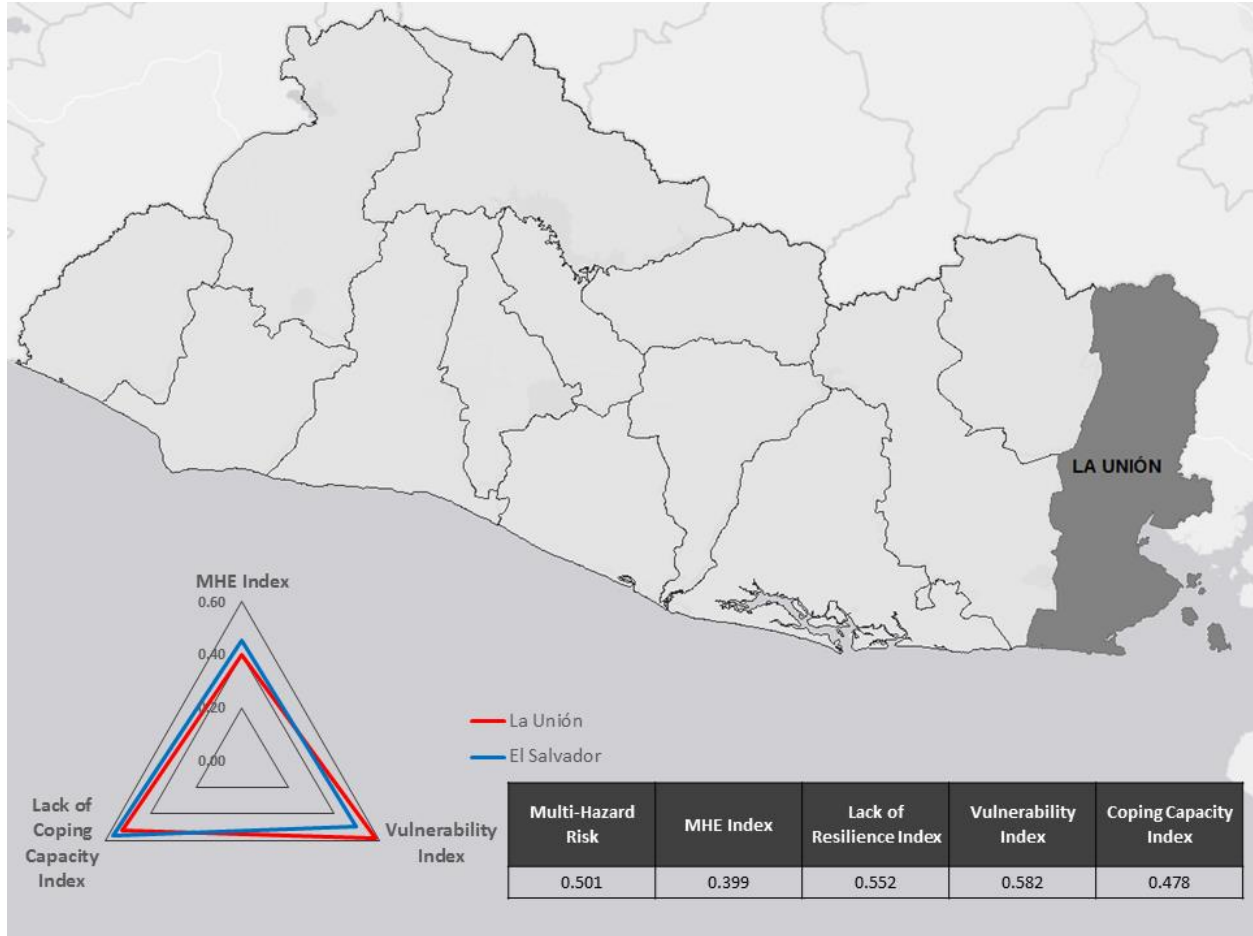
# EL SALVADOR



NATIONAL DISASTER PREPAREDNESS BASELINE ASSESSMENT  
DEPARTMENT PROFILE – LA UNIÓN

## La Unión: Risk

La Unión ranks 9<sup>th</sup> out of 14 on the Multi-Hazard Risk index with a score of **0.501**. La Unión has low Multi-Hazard Exposure, high Vulnerability, and moderate Coping Capacity. The department ranks 9<sup>th</sup> for Multi-Hazard Exposure, 4<sup>th</sup> in Vulnerability, and 7<sup>th</sup> in Coping Capacity.



## La Unión: Lack of Resilience

La Unión ranks 7<sup>th</sup> of 14 on **Lack of Resilience Index** with a score of **0.552**. La Unión’s score and ranking are due to the department’s high Vulnerability combined with moderate Coping Capacity. The department ranks 4<sup>th</sup> in Vulnerability, and 7<sup>th</sup> in Coping Capacity.

The three thematic areas with the weakest relative scores for the department of La Unión are: **Infrastructure (Health Care Capacity)**, **Clean Water Vulnerability**, and **Information Access Vulnerability**

Table 1. Lack of Resilience Index and Component scores for La Unión

Index	La Unión	
	Score	Rank
Lack of Resilience	0.552	7
<b>Components</b>		
Vulnerability	0.582	4
Coping Capacity	0.478	7

## La Unión: Coping Capacity

La Unión’s Coping Capacity is 7<sup>th</sup> out of 14 with a score of **0.478**. The thematic areas with the weakest relative scores are **Infrastructure (Health Care Capacity)** and **Governance**. These two thematic areas appear to constrain Coping Capacity within this department.

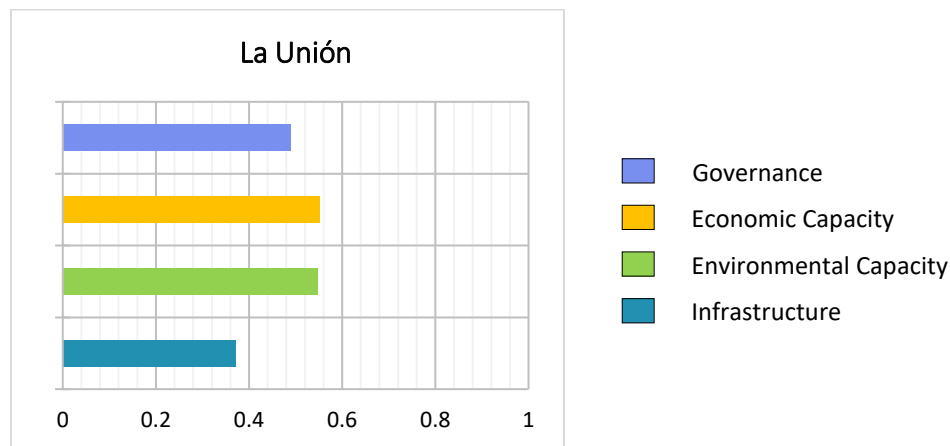


Figure 1: Coping Capacity sub-components for La Unión

Table 2 Coping Capacity Index, sub-component and sub-index scores for La Unión

Index	La Unión	
	Score	Rank
Coping Capacity	0.478	7
<b>Sub-components</b>		
Governance	0.489	9
Economic Capacity	0.552	3
Environmental Capacity	0.547	5
Infrastructure	0.371	8
<b>Infrastructure Sub-indices</b>		
Health Care	0.079	12
Transportation	0.538	7
Communications	0.496	6

### La Unión: Vulnerability

La Unión ranks **4<sup>th</sup>** out of **14** on the Vulnerability Index with a score of **0.582**. Vulnerability in La Unión is strongly influenced by **Clean Water Vulnerability, Information Access Vulnerability, Gender Inequality,** and **Economic Constraints.** sub-component scores.

Table 3. Vulnerability Index and sub-component index scores for La Unión

Index	La Unión	
	Score	Rank
Vulnerability	0.582	4
<b>Sub-Components</b>		
Economic Constraints	0.634	3
Info Access Vulnerability	0.820	1
Vulnerable Health Status	0.494	8
Clean Water Vulnerability	0.980	1
Population Pressures	0.205	11
Environmental Stress	0.196	14
Gender Inequality	0.748	2

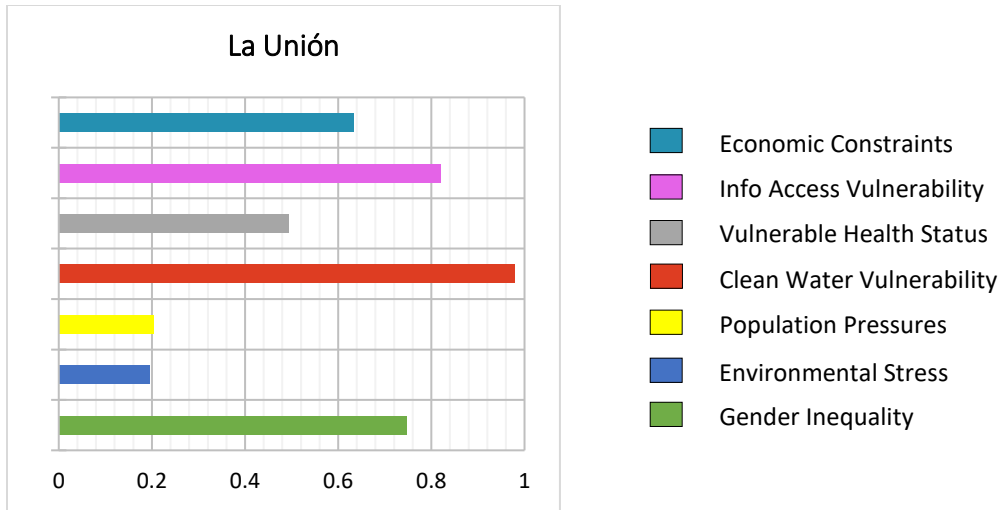


Figure 2: Vulnerability sub-components for La Unión

### La Unión: Multi-Hazard Exposure

La Unión ranks 9<sup>th</sup> out of 14 on the Multi-Hazard Exposure index with a score of **0.399**. Despite this low rank, a large proportion of the population is exposed to **seismic activity, landslides** and **flood**. Though La Unión is also exposed to tsunami, this hazard affects a smaller proportion of the population.

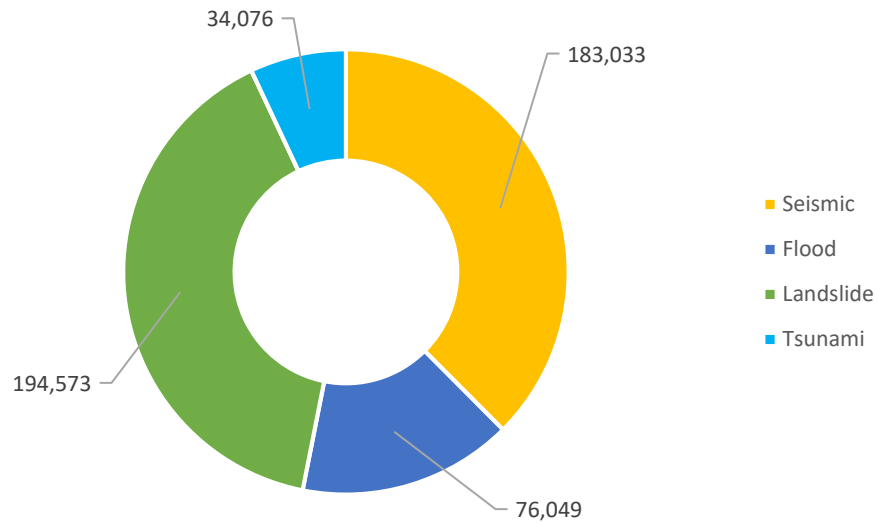


Figure 3: Raw population exposure by hazard type for La Unión

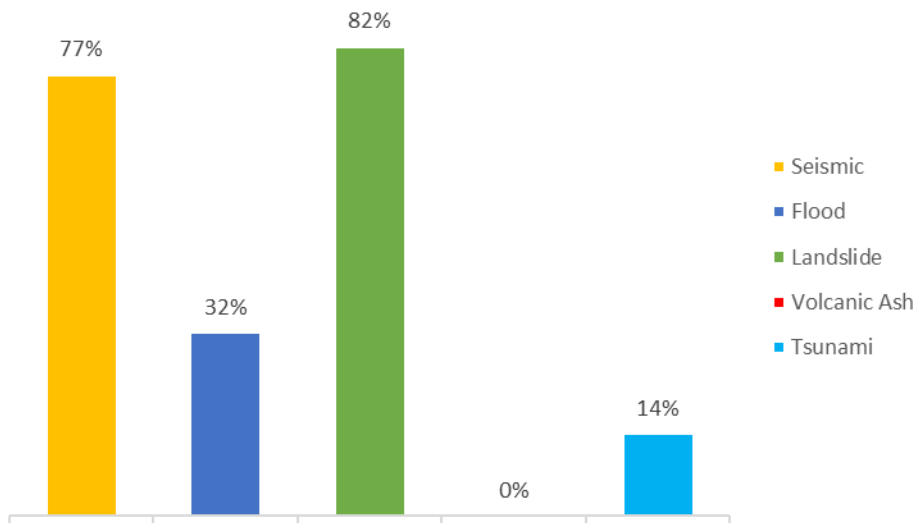


Figure 4: Percent population exposure to hazard type for La Unión

Table 4. Multi-Hazard Exposure Index, Raw and Relative Exposure Index scores for La Unión

Index	La Unión	
	Score	Rank
Multi-Hazard Exposure	0.399	9
<b>Sub-Components</b>		
Raw Exposure	0.204	9
Relative Exposure	0.594	5