

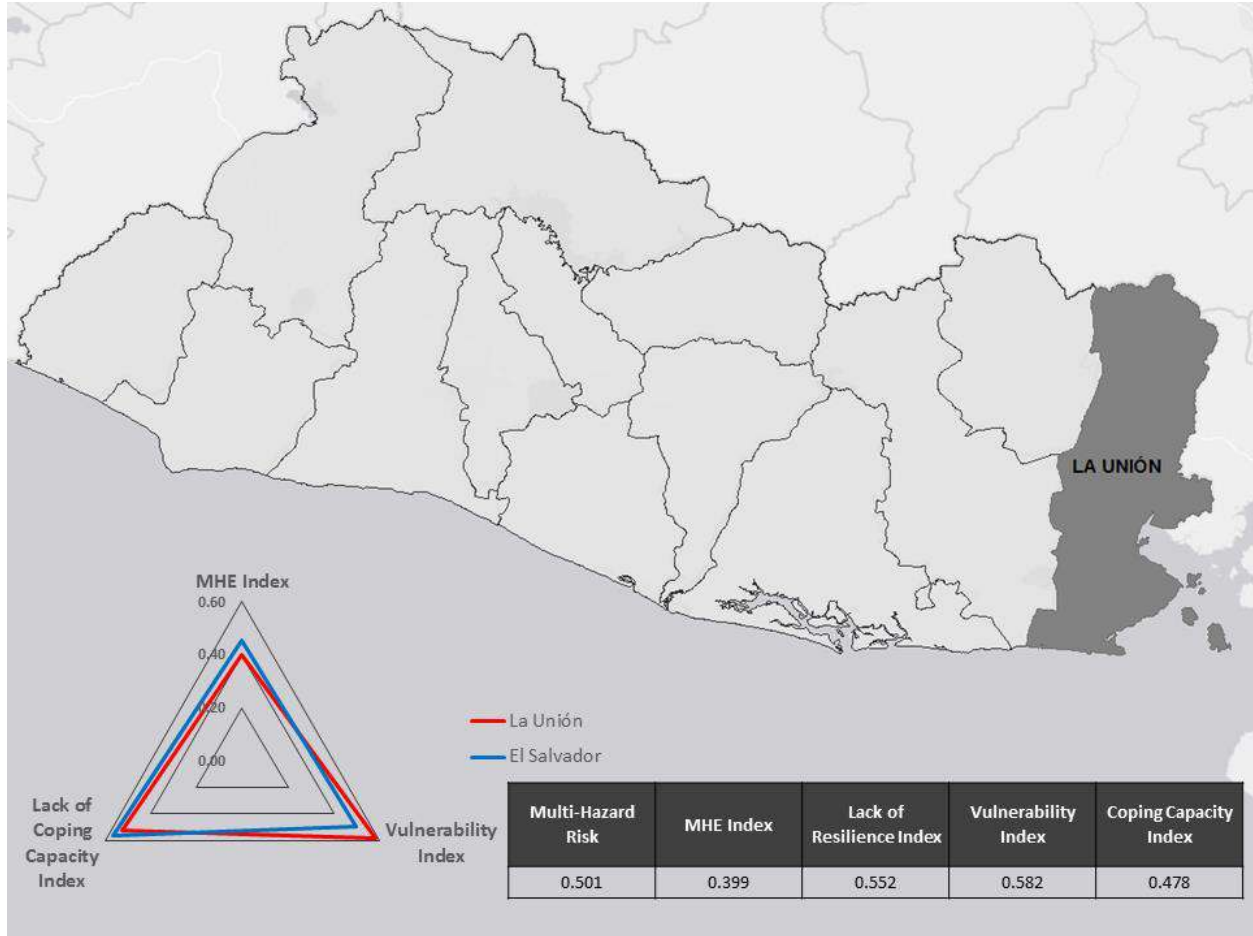
EL SALVADOR



NATIONAL DISASTER PREPAREDNESS BASELINE ASSESSMENT
DEPARTMENT PROFILE – LA UNIÓN

La Unión: Risk

La Unión ranks 9th out of 14 on the Multi-Hazard Risk index with a score of **0.501**. La Unión has low Multi-Hazard Exposure, high Vulnerability, and moderate Coping Capacity. The department ranks 9th for Multi-Hazard Exposure, 4th in Vulnerability, and 7th in Coping Capacity.



La Unión: Lack of Resilience

La Unión ranks 7th of 14 on **Lack of Resilience Index** with a score of **0.552**. La Unión’s score and ranking are due to the department’s high Vulnerability combined with moderate Coping Capacity. The department ranks 4th in Vulnerability, and 7th in Coping Capacity.

The three thematic areas with the weakest relative scores for the department of La Unión are: **Infrastructure (Health Care Capacity)**, **Clean Water Vulnerability**, and **Information Access Vulnerability**

Table 1. Lack of Resilience Index and Component scores for La Unión

Index	La Unión	
	Score	Rank
Lack of Resilience	0.552	7
Components		
Vulnerability	0.582	4
Coping Capacity	0.478	7

La Unión: Coping Capacity

La Unión’s Coping Capacity is 7th out of 14 with a score of **0.478**. The thematic areas with the weakest relative scores are **Infrastructure (Health Care Capacity)** and **Governance**. These two thematic areas appear to constrain Coping Capacity within this department.

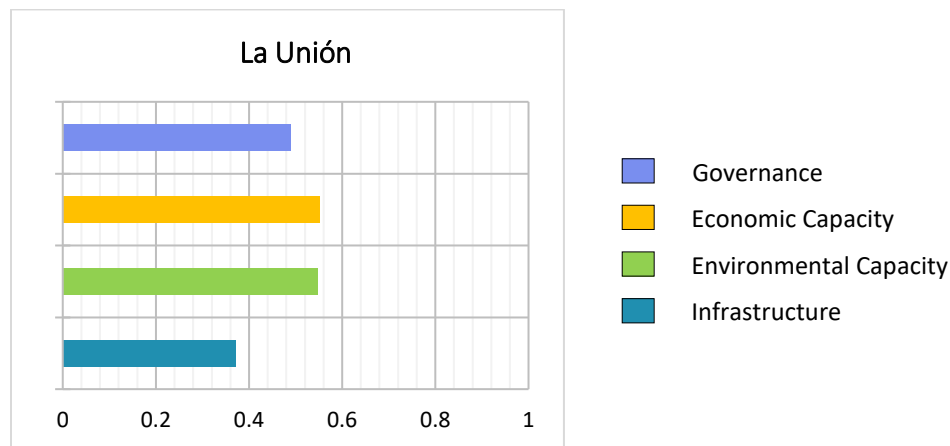


Figure 1: Coping Capacity sub-components for La Unión

Table 2 Coping Capacity Index, sub-component and sub-index scores for La Unión

Index	La Unión	
	Score	Rank
Coping Capacity	0.478	7
Sub-components		
Governance	0.489	9
Economic Capacity	0.552	3
Environmental Capacity	0.547	5
Infrastructure	0.371	8
Infrastructure Sub-indices		
Health Care	0.079	12
Transportation	0.538	7
Communications	0.496	6

La Unión: Vulnerability

La Unión ranks 4th out of 14 on the Vulnerability Index with a score of **0.582**. Vulnerability in La Unión is strongly influenced by **Clean Water Vulnerability, Information Access Vulnerability, Gender Inequality,** and **Economic Constraints.** sub-component scores.

Table 3. Vulnerability Index and sub-component index scores for La Unión

Index	La Unión	
	Score	Rank
Vulnerability	0.582	4
Sub-Components		
Economic Constraints	0.634	3
Info Access Vulnerability	0.820	1
Vulnerable Health Status	0.494	8
Clean Water Vulnerability	0.980	1
Population Pressures	0.205	11
Environmental Stress	0.196	14
Gender Inequality	0.748	2

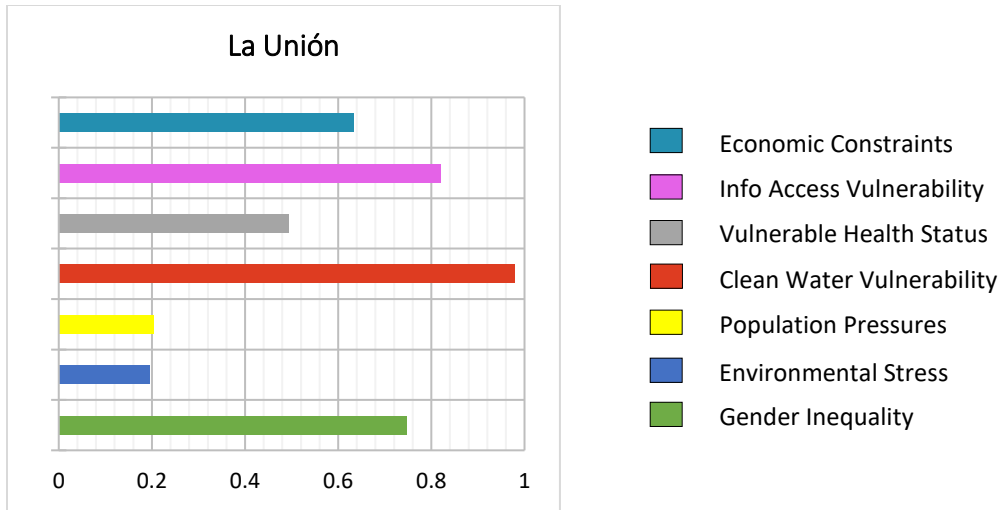


Figure 2: Vulnerability sub-components for La Unión

La Unión: Multi-Hazard Exposure

La Unión ranks **9th** out of **14** on the Multi-Hazard Exposure index with a score of **0.399**. Despite this low rank, a large proportion of the population is exposed to **seismic activity**, **landslides** and **flood**. Though La Unión is also exposed to tsunami, this hazard affects a smaller proportion of the population.

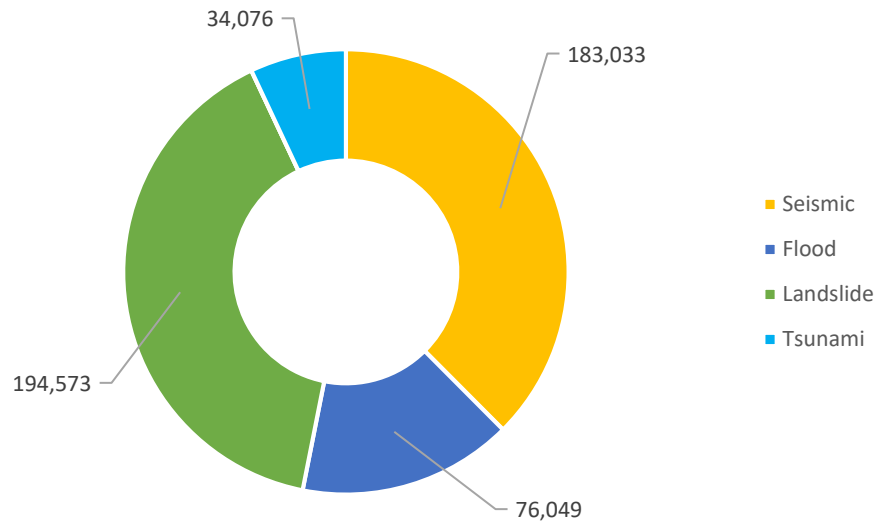


Figure 3: Raw population exposure by hazard type for La Unión

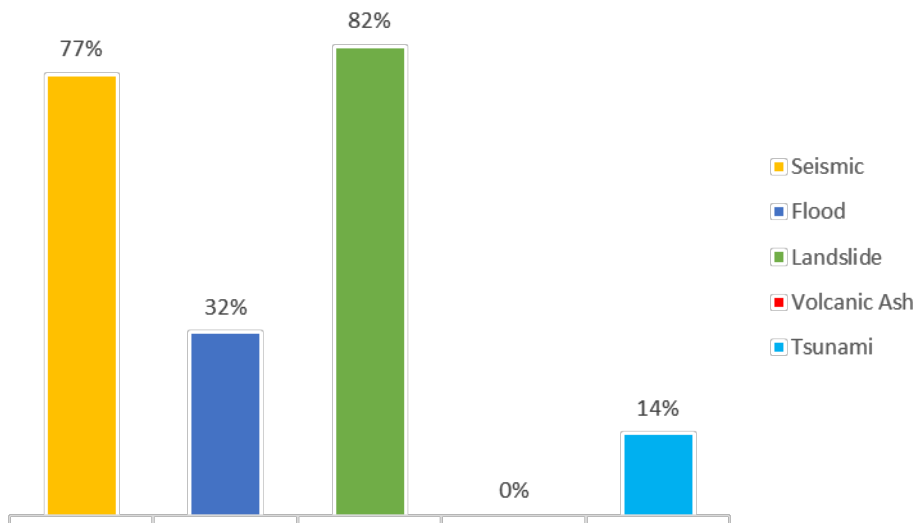


Figure 4: Percent population exposure to hazard type for La Unión

Table 4. Multi-Hazard Exposure Index, Raw and Relative Exposure Index scores for La Unión

Index	La Unión	
	Score	Rank
Multi-Hazard Exposure	0.399	9
Sub-Components		
Raw Exposure	0.204	9
Relative Exposure	0.594	5