

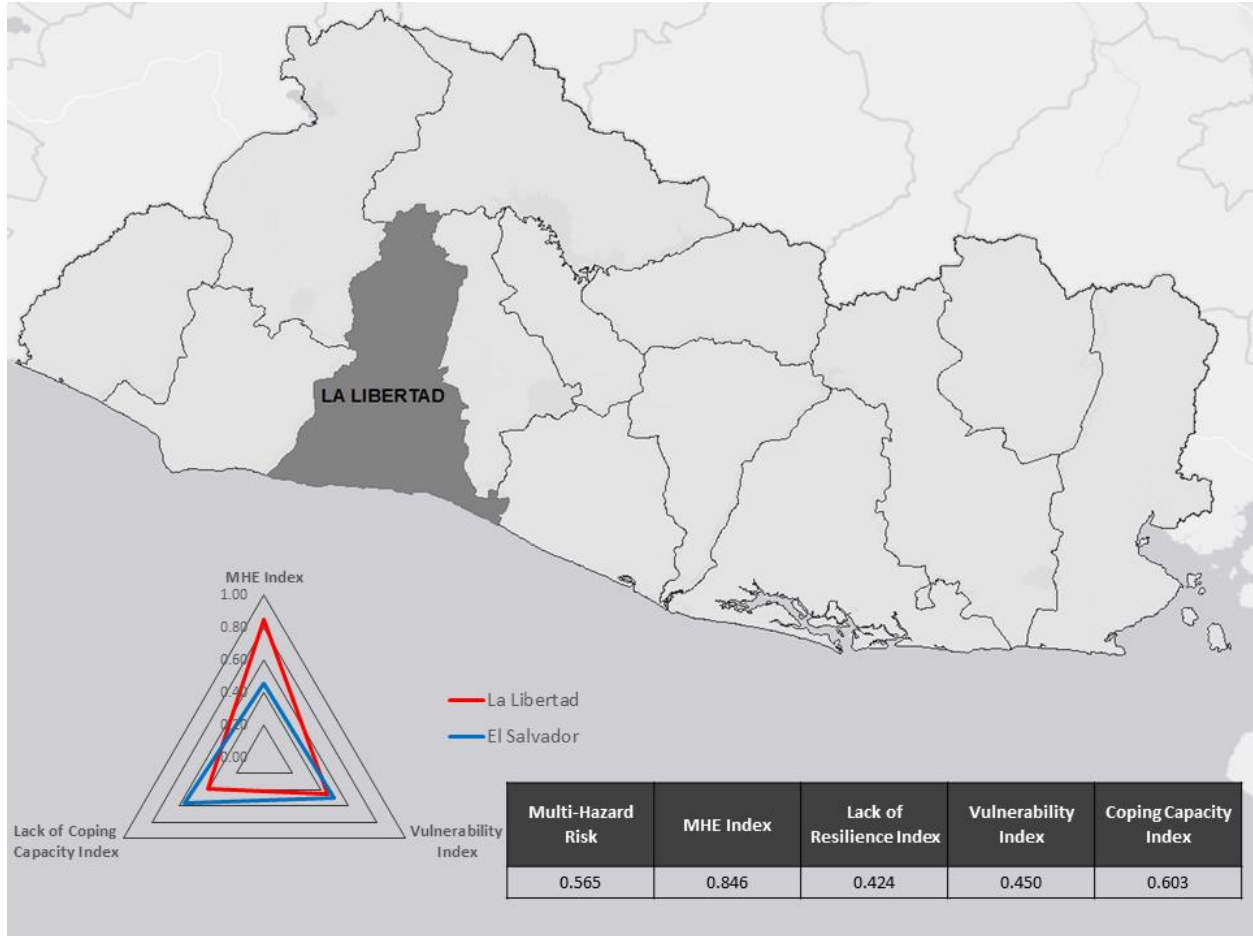
EL SALVADOR



NATIONAL DISASTER PREPAREDNESS BASELINE ASSESSMENT
DEPARTMENT PROFILE – LA LIBERTAD

La Libertad: Risk

La Libertad ranks **2nd** of **14** on the Multi-Hazard Risk Index with a score of **0.565**. La Libertad's score and ranking are driven primarily by very high Multi-Hazard Exposure. La Libertad has the highest Multi-Hazard Exposure in the country, the 12th highest Vulnerability and, the 2nd highest Coping Capacity.



La Libertad: Lack of Resilience

La Libertad ranks **13th** of **14** on the Lack of Resilience Index with a score of **0.424**. La Libertad’s score and ranking are due to very low Vulnerability combined with very high Coping Capacity. La Libertad has the **12th** highest Vulnerability and the **2nd** highest Coping Capacity.

While La Libertad exhibits minimal Lack of Resilience overall, two thematic areas with weak relative scores for the department of La Libertad are: **Population Pressures, Governance** and **Health Care Capacity**.

Table 1: Lack of Resilience Index and Component scores for La Libertad

Index	La Libertad	
	Score	Rank
Lack of Resilience	0.424	13
Components		
Vulnerability	0.450	12
Coping Capacity	0.603	2

La Libertad: Coping Capacity

La Libertad’s Coping Capacity is **2nd** out of **14** with a score of **0.603**. The thematic areas with the weakest relative scores are **Environmental Capacity, Health Care Capacity** and **Governance**. In the Coping Capacity Index, Environmental Capacity is weighted lower than Governance. Therefore, it’s, relative contribution is less than that of Governance. These two thematic areas appear to constrain Coping Capacity within this department.

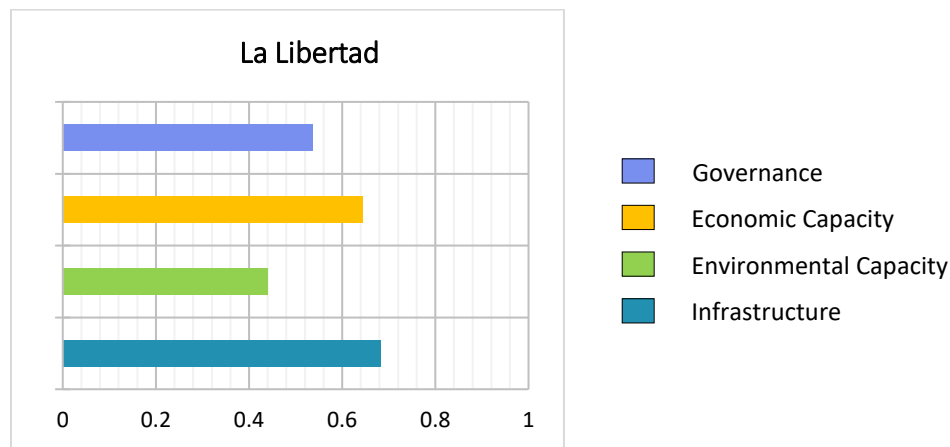


Figure 1: Coping Capacity sub-components for La Libertad

Table 2: Coping Capacity Index, sub-component and sub-index scores for La Libertad

Index	La Libertad	
	Score	Rank
Coping Capacity	0.603	2
Sub-components		
Governance	0.536	7
Economic Capacity	0.645	2
Environmental Capacity	0.441	7
Infrastructure	0.682	2
Infrastructure Sub-indices		
Health Care	0.089	10
Transportation	0.957	1
Communications	1.000	1

La Libertad: Vulnerability

La Libertad ranks **12th** out of **14** on the Vulnerability Index with a score of **0.450**. Though La Libertad exhibits relatively low vulnerability overall, the index is influenced by a high **Population Pressures** sub-component score. Table 3: Vulnerability Index and sub-component index scores for La Libertad

Index	La Libertad	
	Score	Rank
Vulnerability	0.450	12
Sub-Components		
Economic Constraints	0.474	10
Info Access Vulnerability	0.371	13
Vulnerable Health Status	0.318	12
Clean Water Vulnerability	0.184	13
Population Pressures	1.000	1
Environmental Stress	0.357	12
Gender Inequality	0.450	8

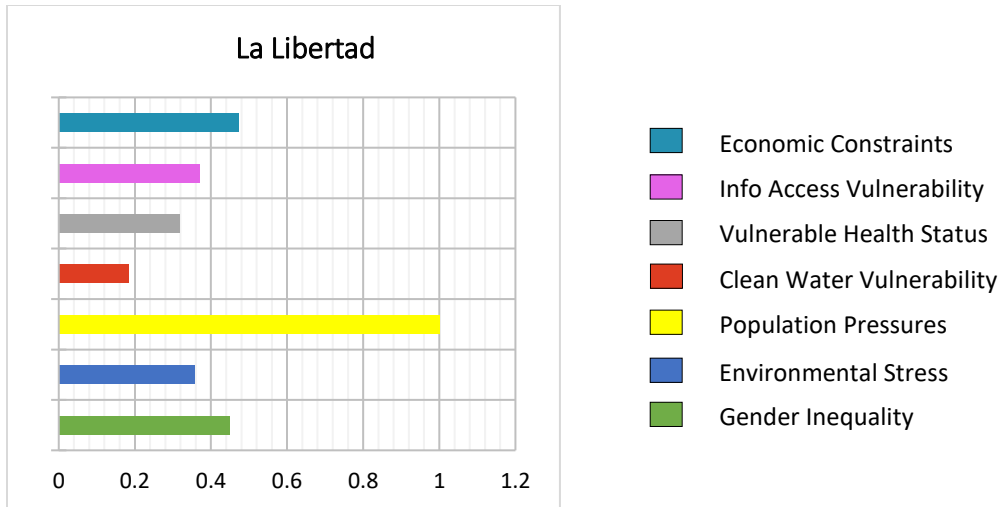


Figure 2: Vulnerability sub-components for La Libertad

La Libertad: Multi-Hazard Exposure

La Libertad ranks **1st** out of **14** on the Multi-Hazard Exposure index with a score of **0.846**. Both a large number of people and a significant proportion of the population are exposed to **seismic activity, landslides, volcanic ash, and flood**. While La Libertad is also exposed to tsunami, this hazard affects a smaller proportion of the population.

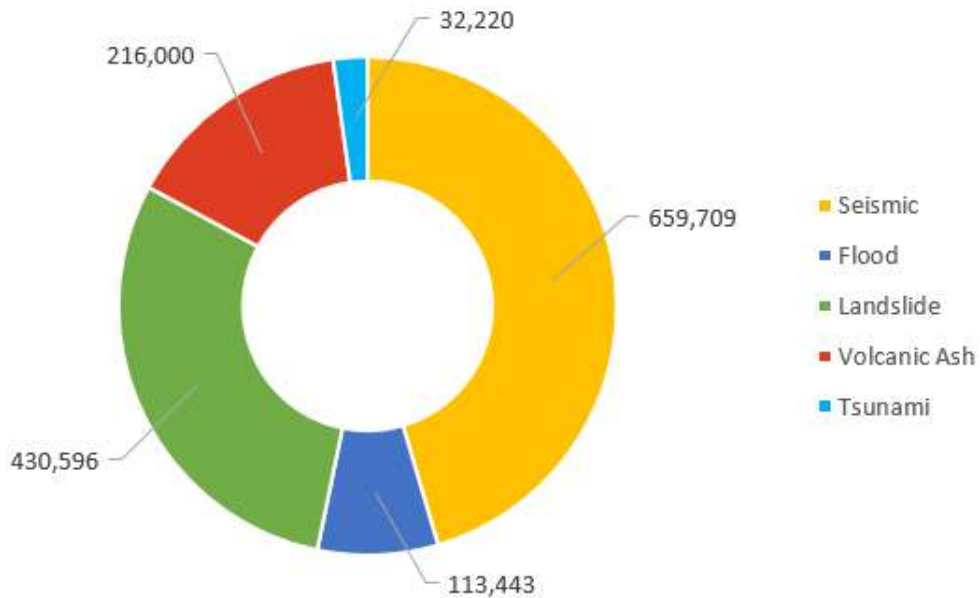


Figure 3: Raw population exposure by hazard type for La Libertad

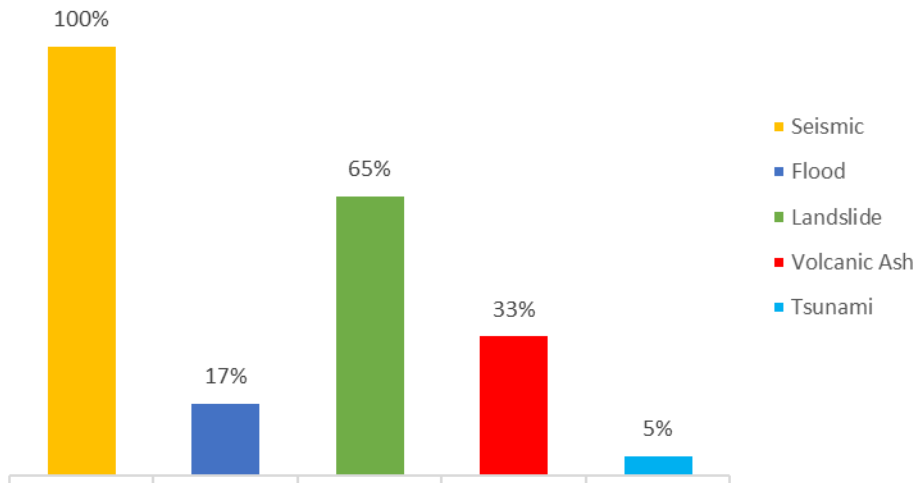


Figure 4: Percent population exposure to hazard type for La Libertad

Index	La Libertad	
	Score	Rank
Multi-Hazard Exposure	0.846	1
Sub-Components		
Raw Exposure	1.000	1
Relative Exposure	0.692	3