

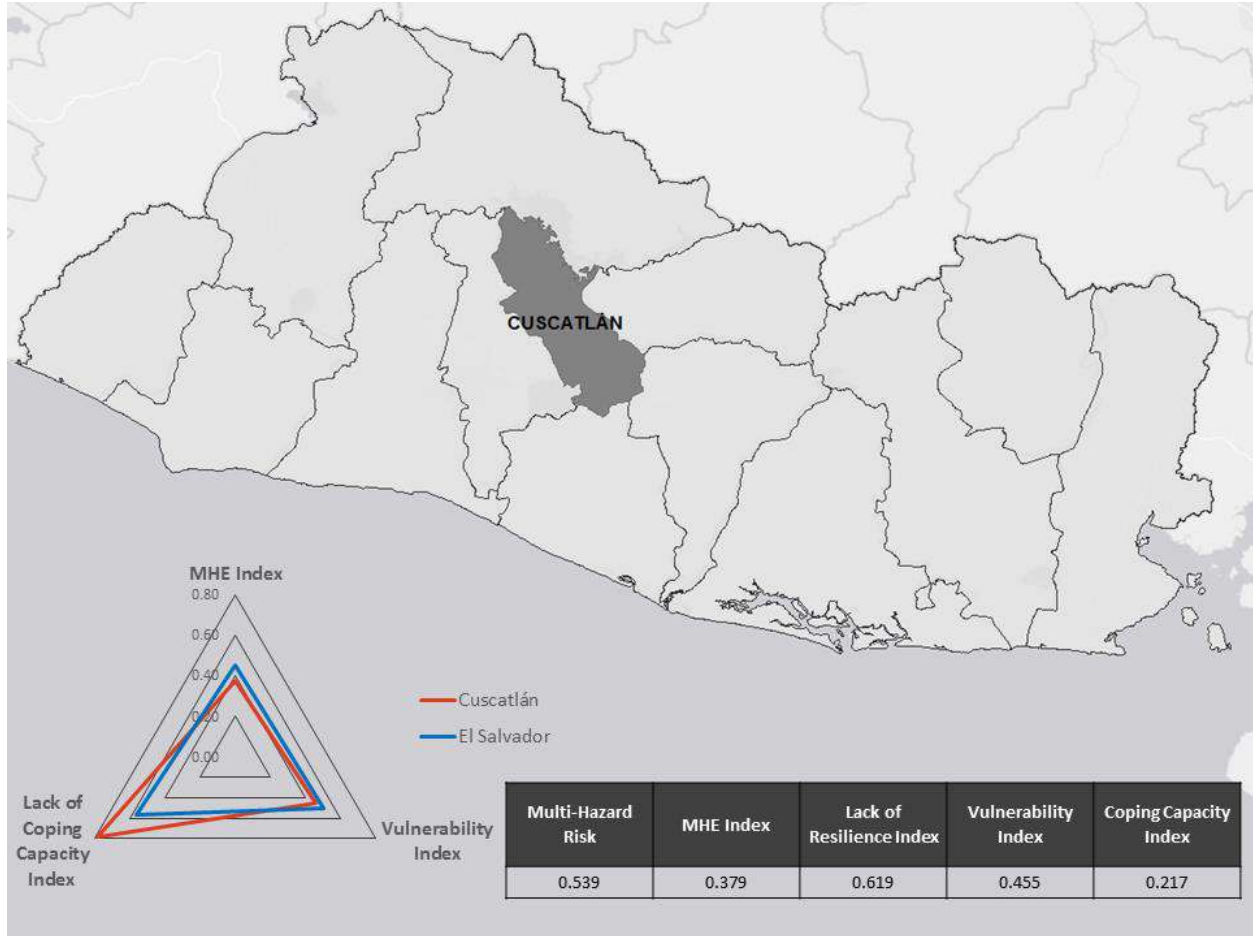
EL SALVADOR



NATIONAL DISASTER PREPAREDNESS BASELINE ASSESSMENT
DEPARTMENT PROFILE – CUSCATLÁN

Cuscatlán: Risk

Cuscatlán ranks 5th out of 14 on the Multi-Hazard Risk Index with a score of **0.539**. Cuscatlán's score and ranking are primarily driven by very low Coping Capacity. The department ranks 10th for Multi-Hazard Exposure, 11th in Vulnerability, and 13th in Coping capacity.



Lack of Resilience: Cuscatlán

Cuscatlán ranks 4th of 14 on the Lack or Resilience Index with a score of **0.619**. Cuscatlán’s score and ranking are due to its very low Coping Capacity. The department ranks 11th in Vulnerability and 13th in Coping Capacity.

The three thematic areas with the weakest relative scores for the department of Cuscatlán are: **Governance, Economic Capacity** and **Population Pressures**.

Table 1. Lack of Resilience Index and Component scores for Cuscatlán

Index	Cuscatlán	
	Score	Rank
Lack of Resilience	0.619	4
Components		
Vulnerability	0.455	11
Coping Capacity	0.217	13

Cuscatlán: Coping Capacity

Cuscatlán’s Coping Capacity is 13th out of 14 with a score of **0.217**. While Cuscatlán exhibits low scores across all sub-components of Coping Capacity, the thematic areas with the weakest relative scores are **Governance** and **Economic Capacity**. These weaknesses appear to constrain Coping Capacity within this department.

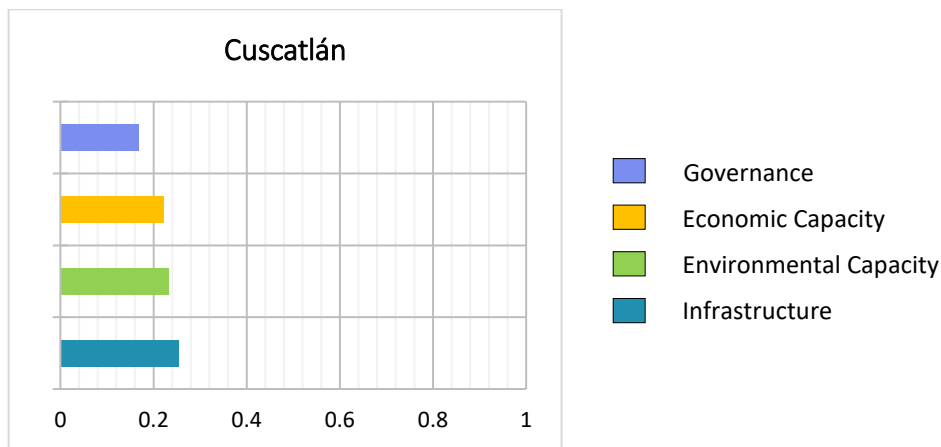


Figure 1. Coping Capacity sub-components for Cuscatlán

Table 2 Coping Capacity Index, sub-component and sub-index scores for Cuscatlán

Index	Cuscatlán	
	Score	Rank
Coping Capacity	0.217	13
Sub-components		
Governance	0.168	14
Economic Capacity	0.223	12
Environmental Capacity	0.234	10
Infrastructure	0.255	11
Infrastructure Sub-indices		
Health Care	0.082	11
Transportation	0.312	12
Communications	0.370	9

Cuscatlán: Vulnerability

Cuscatlán ranks **11th** out of **14** on the Vulnerability Index with a score of **0.455**. While Vulnerability in Cuscatlán is relatively low, the Index is strongly influenced by **Population Pressures** and **Environmental Stress** sub-component scores.

Table 3. Vulnerability Index and sub-component index scores for Cuscatlán

Index	Cuscatlán	
	Score	Rank
Vulnerability	0.455	11
Sub-Components		
Economic Constraints	0.385	13
Info Access Vulnerability	0.543	9
Vulnerable Health Status	0.233	14
Clean Water Vulnerability	0.257	11
Population Pressures	0.907	2
Environmental Stress	0.661	2
Gender Inequality	0.199	14

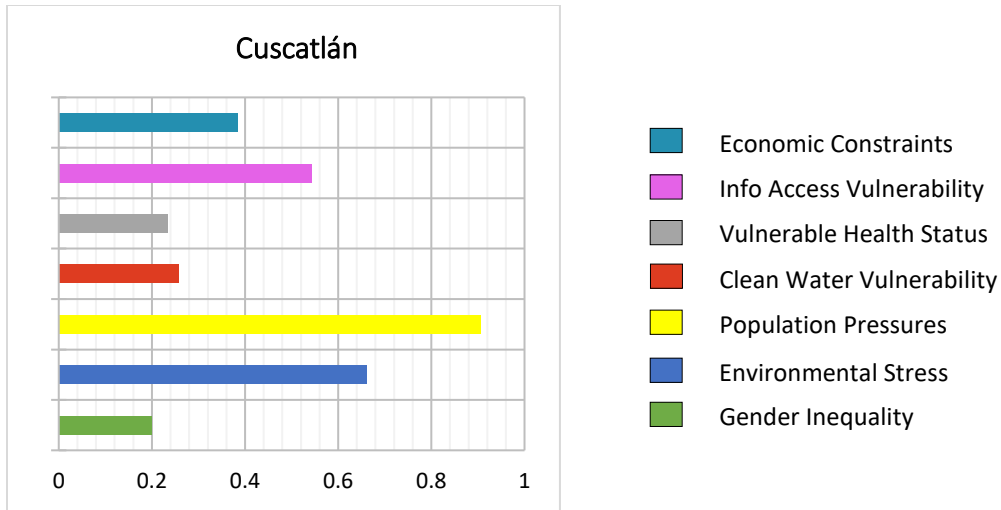


Figure 2: Vulnerability sub-components for Cuscatlán

Cuscatlán: Multi-Hazard Exposure

Cuscatlán ranks **10th** out of **14** on the Multi-Hazard Exposure index with a score of **0.379**. A large proportion of the population is exposed to **seismic activity** and **landslides**.

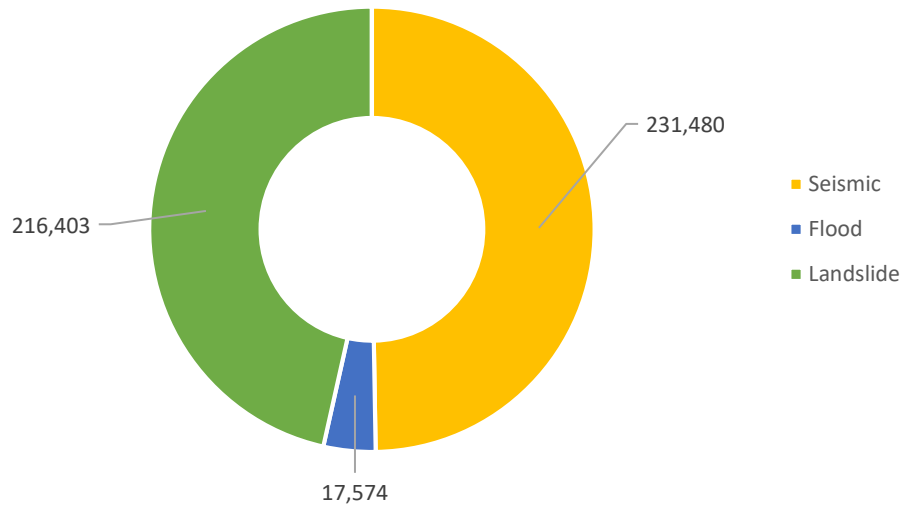


Figure 3: Raw population exposure by hazard type for Cuscatlán

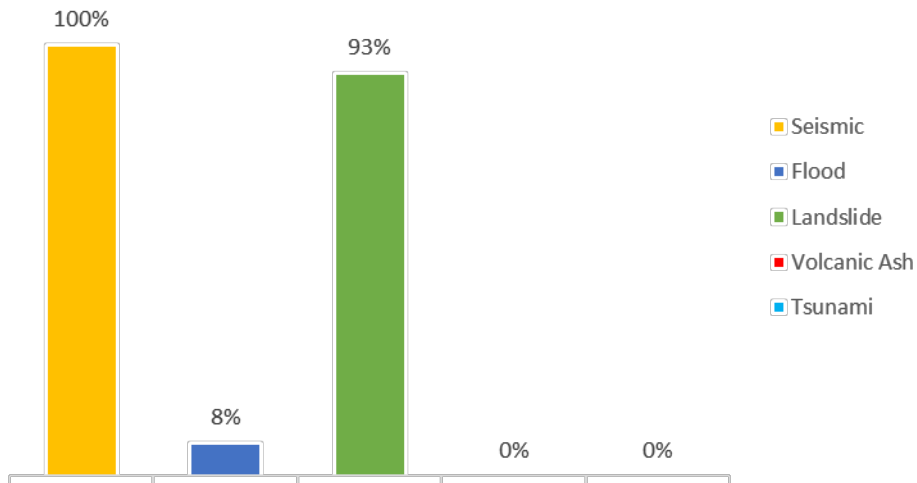


Figure 4: Percent population exposure to hazard type for Cuscatlán

Table 4. Multi-Hazard Exposure Index, Raw and Relative Exposure Index scores for Cuscatlán

Index	Cuscatlán	
	Score	Rank
Multi-Hazard Exposure	0.379	10
Sub-Components		
Raw Exposure	0.187	10
Relative Exposure	0.570	6