

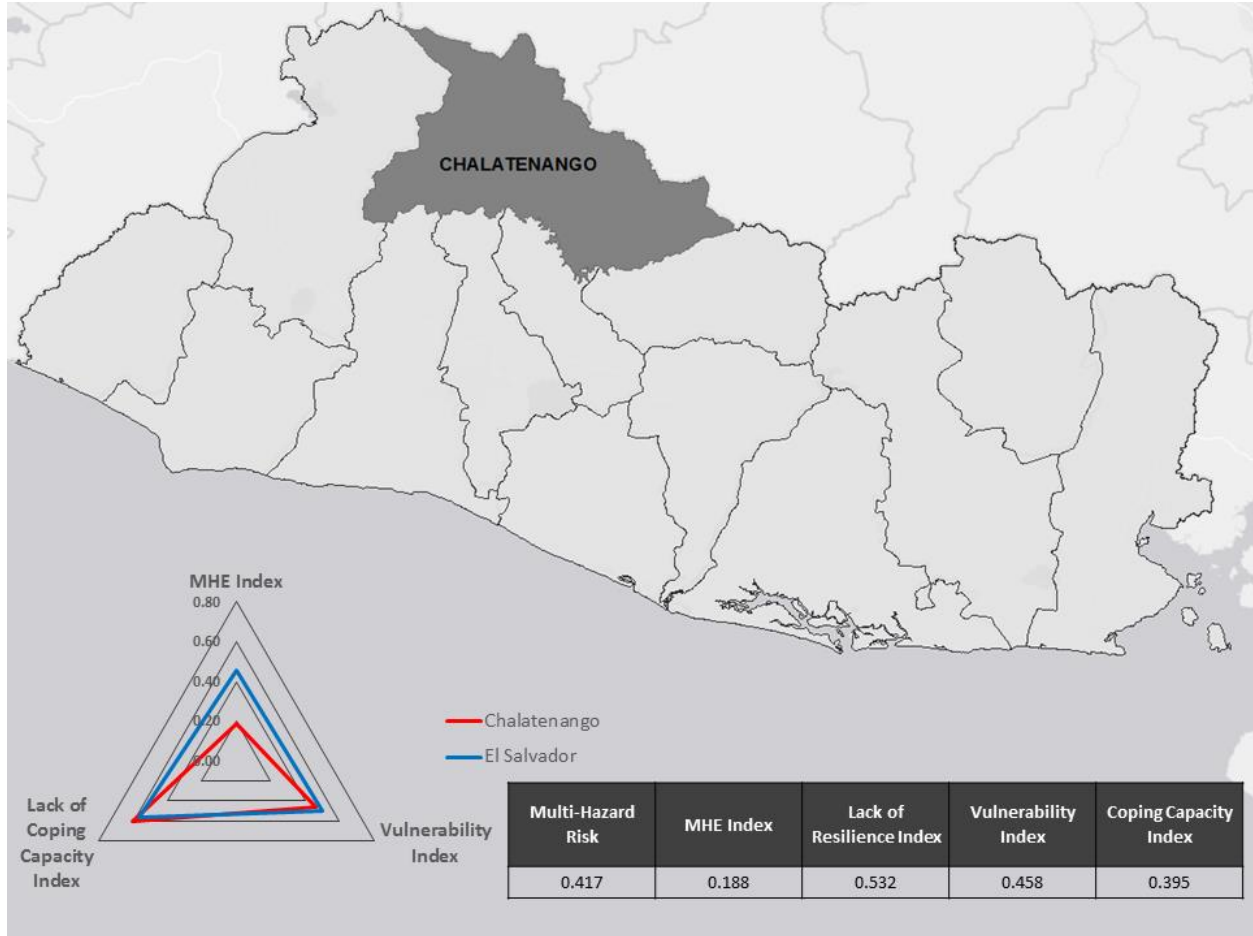
EL SALVADOR



NATIONAL DISASTER PREPAREDNESS BASELINE ASSESSMENT
DEPARTMENT PROFILE – CHALATENANGO

Chalatenango: Risk

Chalatenango ranks **13th** out of **14** on the Multi-Hazard Risk index with a score of **0.417**. Chalatenango has very low Multi-Hazard Exposure, low Vulnerability and moderate Coping Capacity. The department ranks 12th in Multi-Hazard Exposure, 9th in Vulnerability and 8th in Coping Capacity



Chalatenango: Lack of Resilience

Chalatenango ranks 8th of 14 on **Lack of Resilience Index** with a score of **0.532**. Chalatenango’s score and ranking are due to low Vulnerability and moderate Coping Capacity. Chalatenango has the 12th highest Multi-Hazard Exposure in the country, the 9th highest Vulnerability, and the 8th highest Coping Capacity.

The three thematic areas with the weakest relative scores for the department of Chalatenango are: **Environmental Capacity, Gender Inequality, and Vulnerable Health Status.**

Table 1. Lack of Resilience Index and Component scores for Chalatenango

Index	Chalatenango	
	Score	Rank
Lack of Resilience	0.532	8
Components		
Vulnerability	0.458	9
Coping Capacity	0.395	8

Chalatenango: Coping Capacity

Chalatenango’s Coping Capacity is 8th out of 14 with a score of **0.395**. The thematic areas with the weakest relative scores are **Environmental Capacity and Infrastructure (Transportation)**. These two thematic areas appear to constrain Coping Capacity within this department.

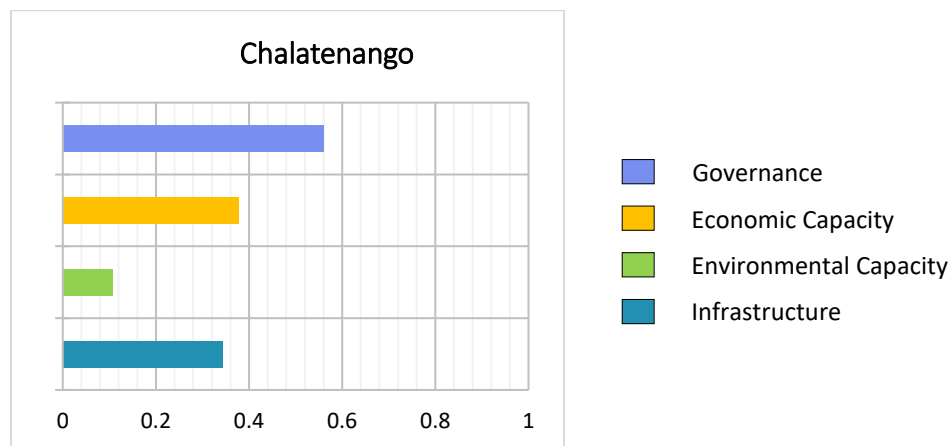


Figure 1: Coping Capacity sub-components for Chalatenango

Table 2 Coping Capacity Index, sub-component and sub-index scores for Chalatenango

Index	Chalatenango	
	Score	Rank
Coping Capacity	0.395	8
Sub-components		
Governance	0.561	4
Economic Capacity	0.377	9
Environmental Capacity	0.107	11
Infrastructure	0.344	9
Infrastructure Sub-indices		
Health Care	0.581	5
Transportation	0.000	14
Communications	0.451	8

Chalatenango: Vulnerability

Chalatenango ranks 9th out of 14 on the Vulnerability Index with a score of **0.458**. Despite this low rank, Vulnerability in Chalatenango is strongly influenced by high sub-component scores in the thematic areas of **Gender Inequality, Vulnerable Health Status, and Economic Constraints**.

Table 3. Vulnerability Index and sub-component index scores for Chalatenango

Index	Chalatenango	
	Score	Rank
Vulnerability	0.458	9
Sub-Components		
Economic Constraints	0.566	6
Info Access Vulnerability	0.471	11
Vulnerable Health Status	0.609	3
Clean Water Vulnerability	0.212	12
Population Pressures	0.000	14
Environmental Stress	0.544	5
Gender Inequality	0.806	1

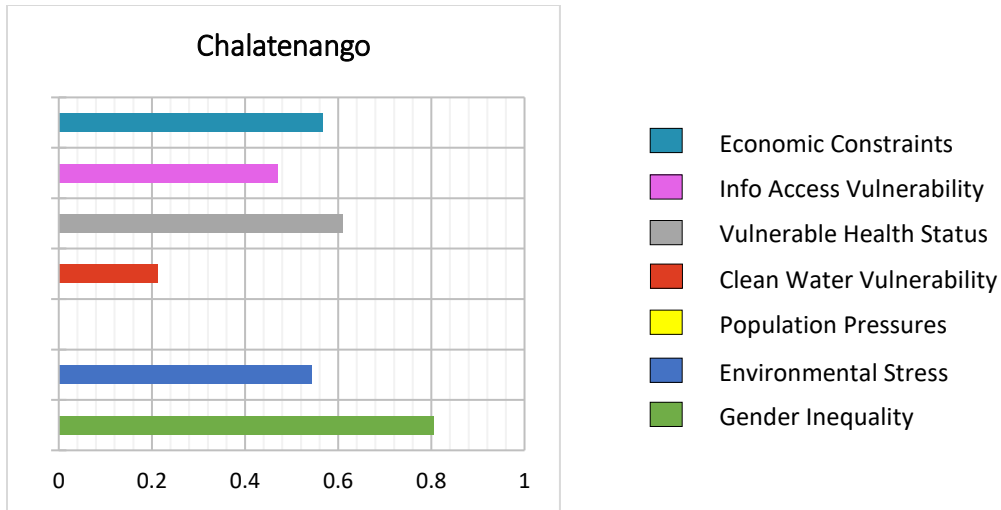


Figure 2: Vulnerability sub-components for Chalatenango

Chalatenango: Multi-Hazard Exposure

Chalatenango ranks 12th out of 14 on the Multi-Hazard Exposure index with a score of **0.188**. Despite this low rank, a large proportion of Chalatenango 'population is exposed to **landslides, seismic activity, and flood**.

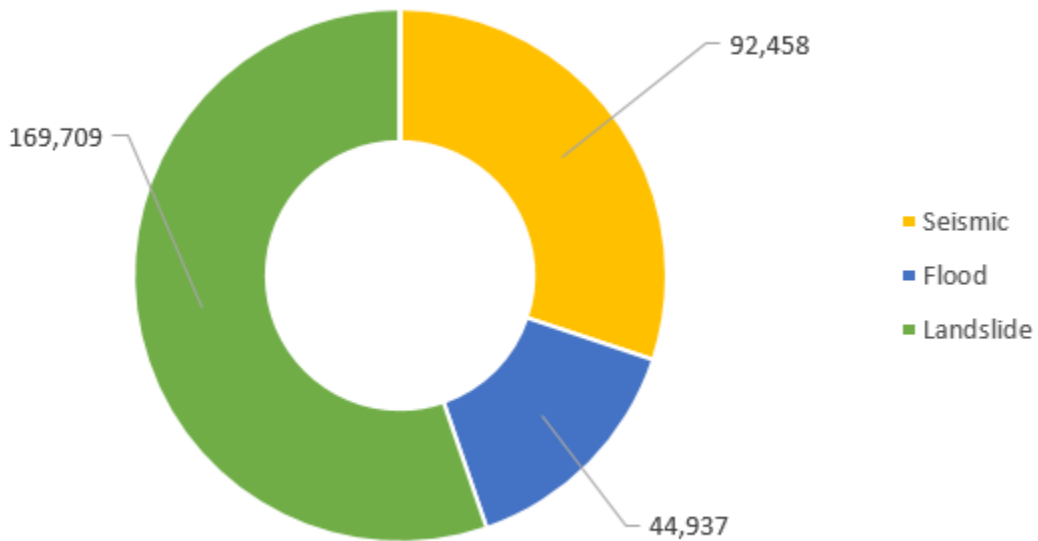


Figure 3: Raw population exposure by hazard type for Chalatenango

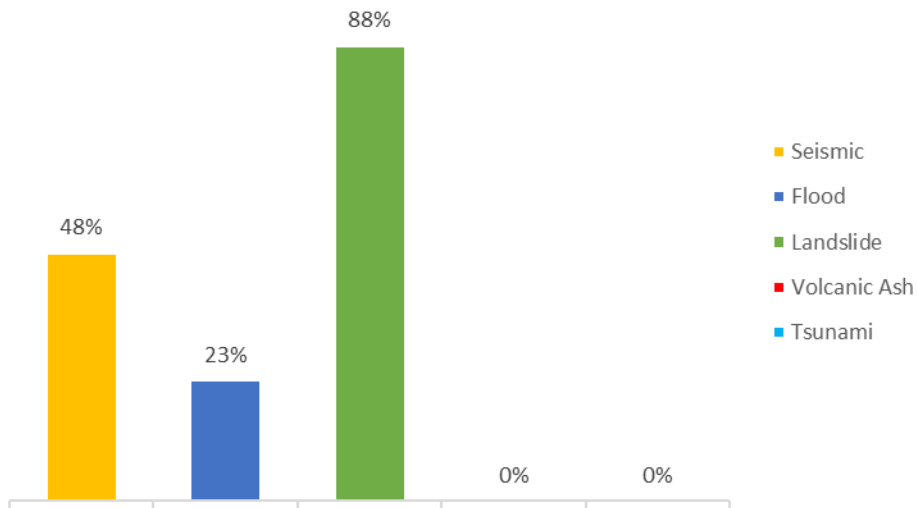


Figure 4: Percent population exposure to hazard type for Chalatenango

Table 4. Multi-Hazard Exposure Index, Raw and Relative Exposure Index scores for Chalatenango

Index	Chalatenango	
	Score	Rank
Multi-Hazard Exposure	0.188	12
Sub-Components		
Raw Exposure	0.074	11
Relative Exposure	0.301	13