

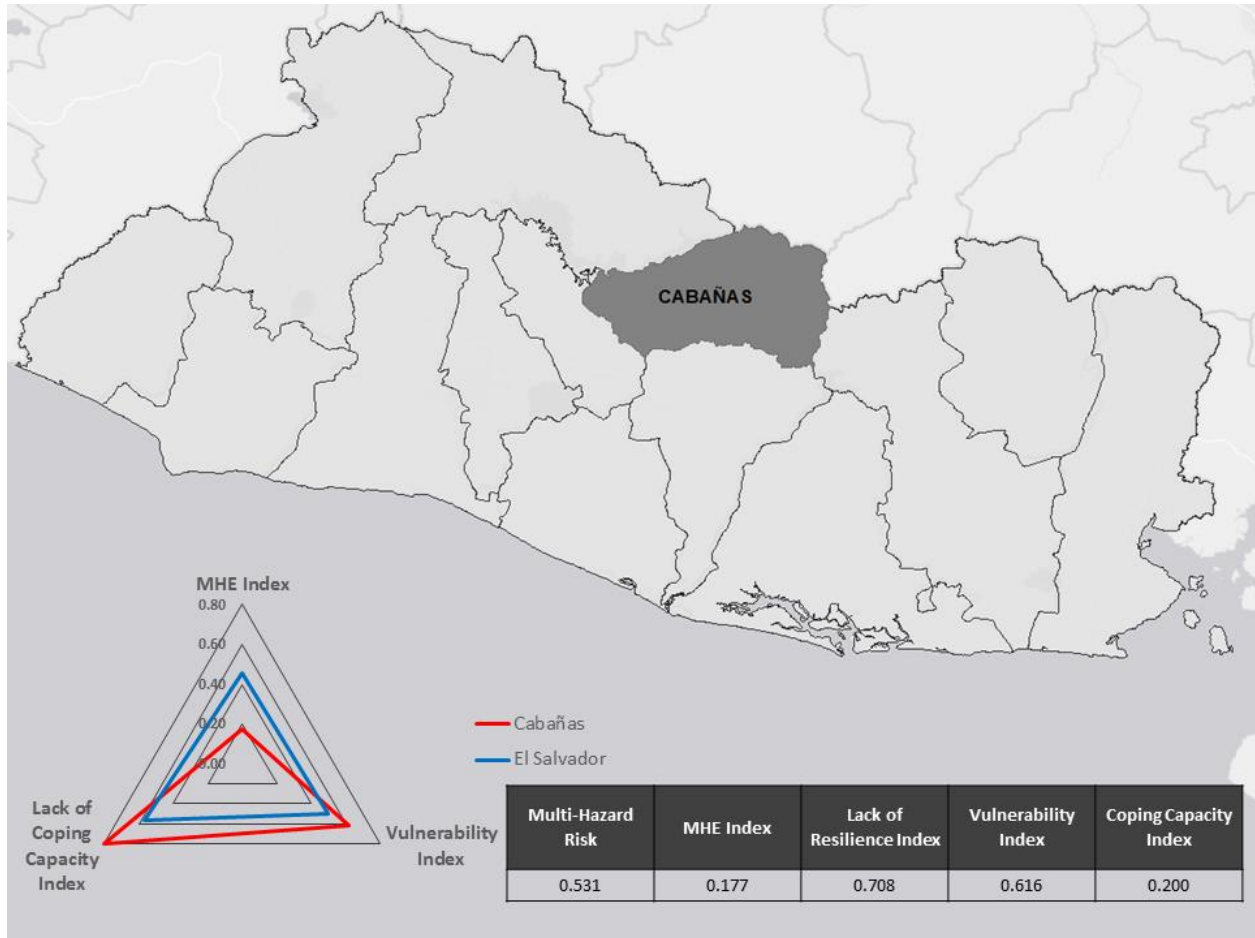
EL SALVADOR



NATIONAL DISASTER PREPAREDNESS BASELINE ASSESSMENT
DEPARTMENT PROFILE – CABAÑAS

Cabañas: Risk

Cabañas ranks 7th out of 14 on the Multi-Hazard Risk Index with a score of **0.531**. Cabañas has moderate Multi-Hazard Exposure, very high Vulnerability and very low Coping Capacity. Though Cabañas ranks just 13th for Multi-Hazard Exposure, it ranks 1st in Vulnerability, and 14th in Coping Capacity.



Cabañas: Vulnerability

Cabañas ranks 1st of 14 on the Lack of Resilience Index with a score of 0.708. Cabañas’s score and ranking are due to its very high Vulnerability and very low Coping Capacity. The department ranks 1st in Vulnerability and 14th in Coping Capacity.

The three thematic areas with the weakest relative scores for the department of Cabañas are: **Economic Capacity, Infrastructure, and Economic Constraints.**

Table 1. Lack of Resilience Index and Component scores for Cabañas

Index	Cabañas	
	Score	Rank
Lack of Resilience	0.708	1
Components		
Vulnerability	0.616	1
Coping Capacity	0.200	14

Cabañas: Coping Capacity

Cabañas’s Coping Capacity is 14th out of 14 with a score of **0.200**. While Cabañas exhibits low scores across all sub-components of Coping Capacity, the thematic areas with the weakest relative scores are **Economic Capacity, Environmental Capacity, and Infrastructure.** These weaknesses appear to constrain Coping Capacity within this department.

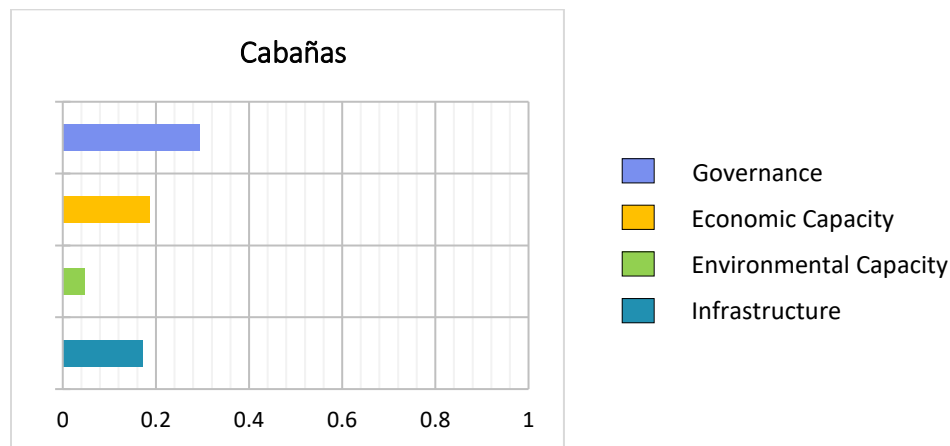


Figure 1. Coping Capacity sub-components for Cabañas

Table 2 Coping Capacity Index, sub-component and sub-index scores for Cabañas

Index	Cabañas	
	Score	Rank
Coping Capacity	0.200	14
Sub-components		
Governance	0.294	11
Economic Capacity	0.187	13
Environmental Capacity	0.048	13
Infrastructure	0.171	14
Infrastructure Sub-indices		
Health Care	0.194	8
Transportation	0.034	13
Communications	0.284	11

Cabañas: Vulnerability

Cabañas ranks **1st** out of **14** on the Vulnerability Index with a score of **0.616**. Vulnerability in Cabañas is strongly influenced by **Economic Constraints, Environmental Stress, Gender Inequality, Clean Water Vulnerability, and Information Access Vulnerability** sub-component scores.

Table 3. Vulnerability Index and sub-component index scores for Cabañas

Index	Cabañas	
	Score	Rank
Vulnerability	0.616	1
Sub-Components		
Economic Constraints	0.815	1
Info Access Vulnerability	0.627	5
Vulnerable Health Status	0.278	13
Clean Water Vulnerability	0.636	3
Population Pressures	0.462	9
Environmental Stress	0.754	1
Gender Inequality	0.742	3

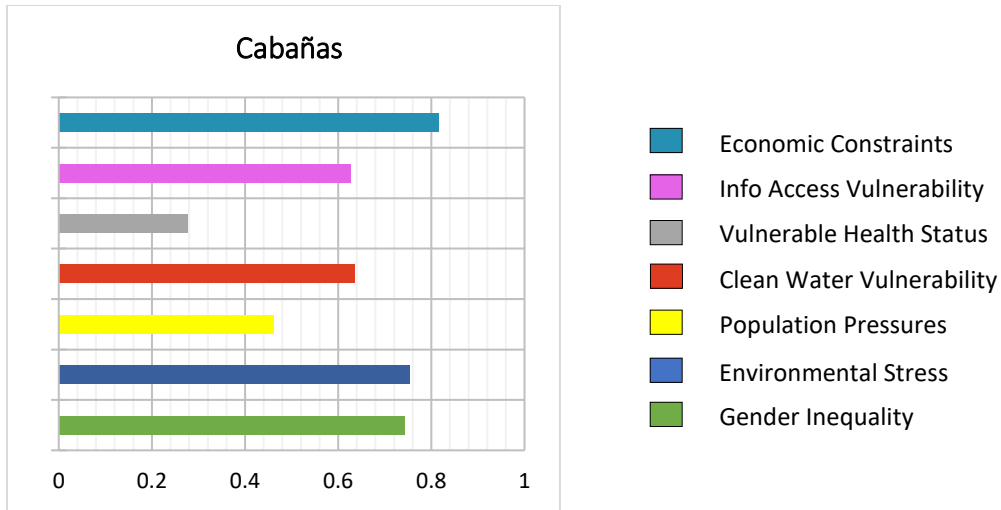


Figure 2: Vulnerability sub-components for Cabañas

Cabañas: Multi-Hazard Exposure

Cabañas ranks **13th** out of **14** on the Multi-Hazard Exposure Index with a score of **0.177**. Despite this low rank, a large proportion of Cabañas's population is exposed to **seismic activity** and **landslides**. A smaller proportion of Cabañas's population is also exposed flood.

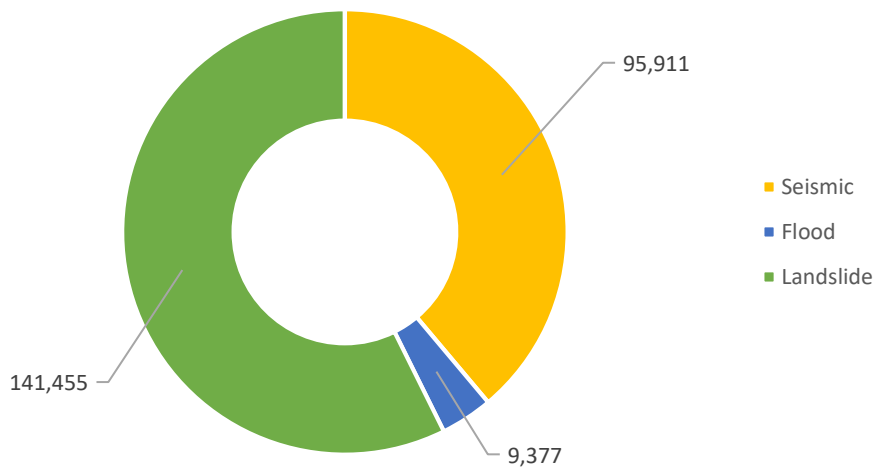


Figure 3: Raw population exposure by hazard type for Cabañas

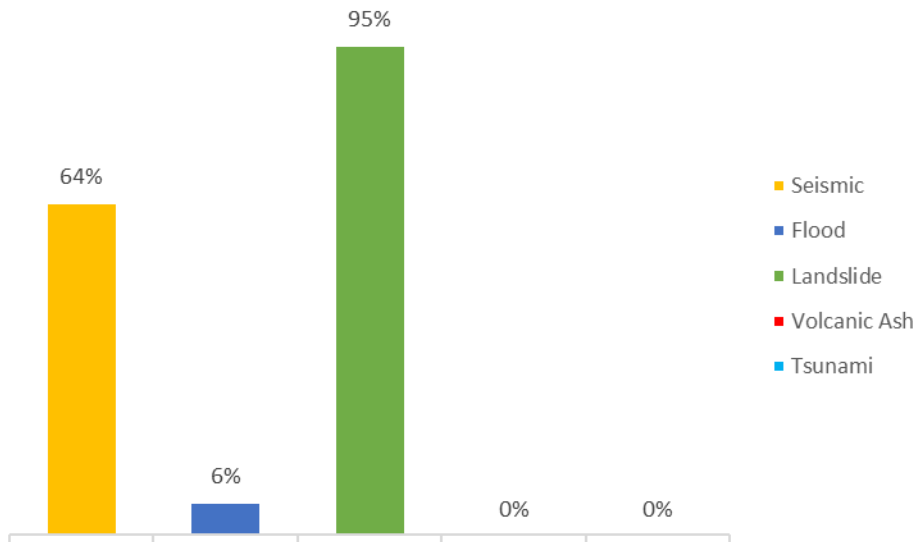


Figure 4: Percent population exposure to hazard type for Cabañas

Table 4. Multi-Hazard Exposure Index, Raw and Relative Exposure Index scores for Cabañas

Index	Cabañas	
	Score	Rank
Multi-Hazard Exposure	0.177	13
Sub-Components		
Raw Exposure	0.015	13
Relative Exposure	0.339	12