

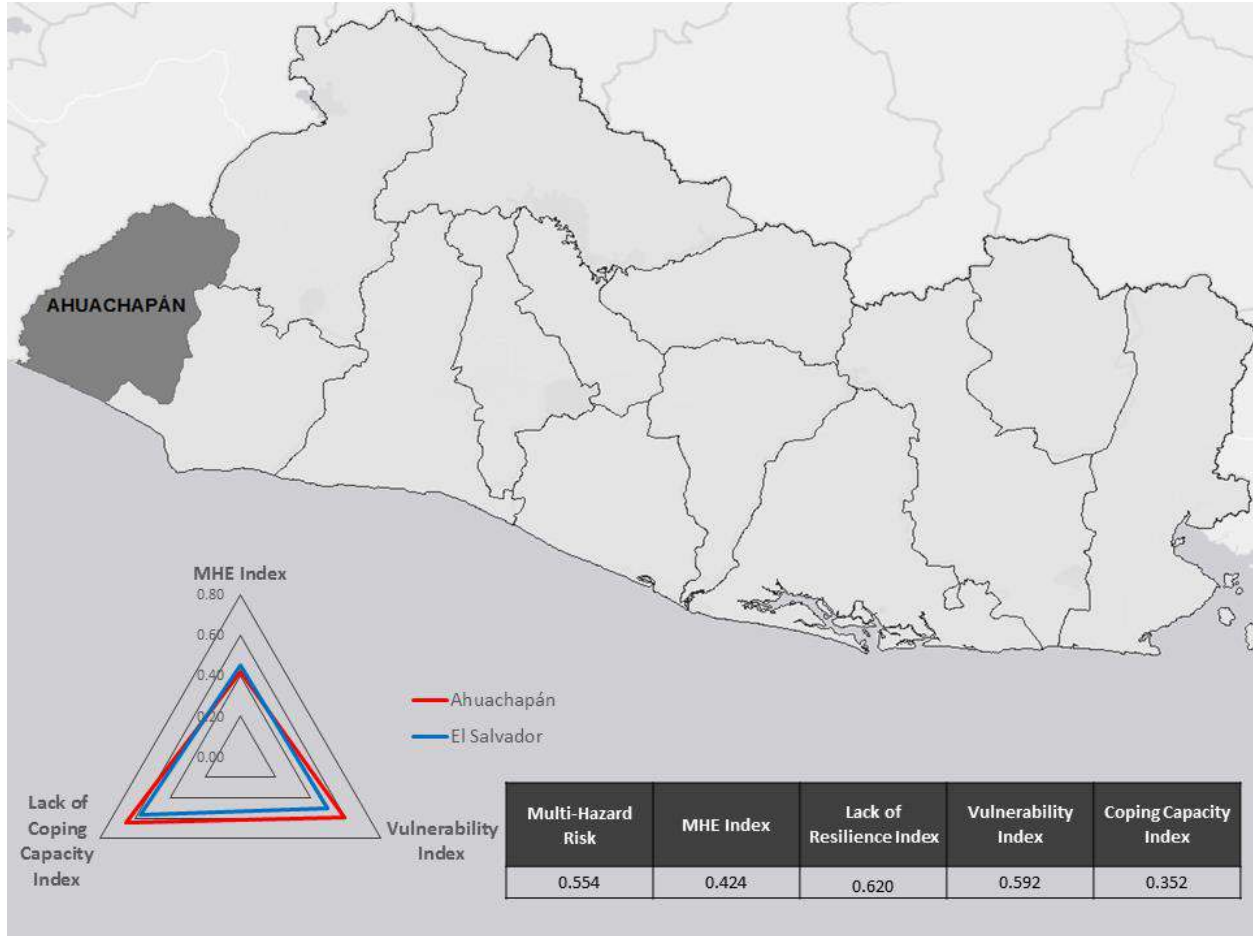
EL SALVADOR



NATIONAL DISASTER PREPAREDNESS BASELINE ASSESSMENT
DEPARTMENT PROFILE – AHUACHAPÁN

Ahuachapán: Risk

Ahuachapán ranks **4th** of **14** on the Multi-Hazard Risk Index with a score of **0.554**. Ahuachapán's score and ranking are due to moderate Multi-Hazard Exposure, high Vulnerability and low Coping Capacity. The department ranks **8th** in Multi-Hazard Exposure, **3rd** in Vulnerability, and **12th** in Coping Capacity.



Ahuachapán: Lack of Resilience

Ahuachapán ranks **2nd** of **14** on the Lack of Resilience Index with a score of **0.620**. Ahuachapán’s score and ranking are due to high Vulnerability and low Coping Capacity. The department ranks **3rd** in Vulnerability, and **12th** in Coping Capacity.

The three thematic areas with the weakest relative scores for the department of Ahuachapán are: **Economic Capacity, Infrastructure (especially Communications)** and **Information Access Vulnerability**.

Table 1. Lack of Resilience Index and Component scores for Ahuachapán

Index	Ahuachapán	
	Score	Rank
Lack of Resilience	0.620	2
Components		
Vulnerability	0.592	3
Coping Capacity	0.352	12

Ahuachapán: Coping Capacity

Ahuachapán’s Coping Capacity is **12th** out of **14** with a score of **0.352**. The thematic areas with the weakest relative scores are **Economic Capacity** and **Infrastructure (Communications)**. These two thematic areas appear to constrain Coping Capacity within this department.

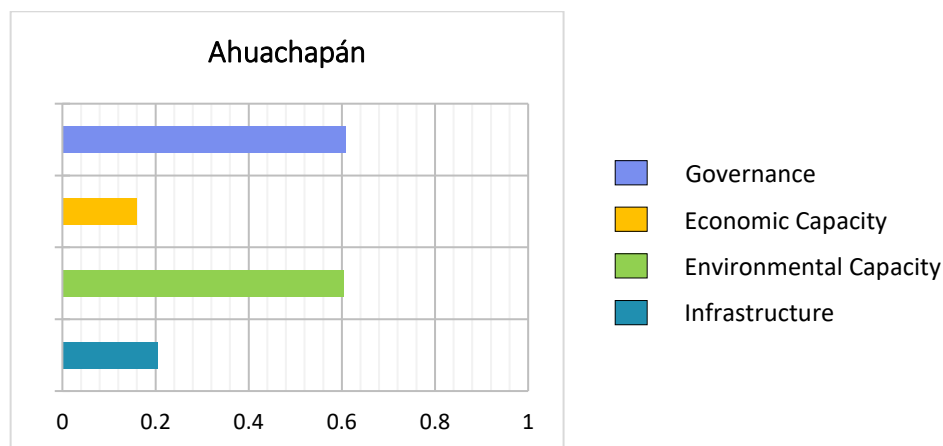


Figure 1. Coping Capacity sub-components for Ahuachapán

Table 2 Coping Capacity Index, sub-component and sub-index scores for Ahuachapán

Index	Ahuachapán	
	Score	Rank
Coping Capacity	0.352	12
Sub-components		
Governance	0.608	3
Economic Capacity	0.161	14
Environmental Capacity	0.604	4
Infrastructure	0.204	13
Infrastructure Sub-indices		
Health Care	0.142	9
Transportation	0.357	11
Communications	0.115	14

Ahuachapán: Vulnerability

Ahuachapán ranks **3rd** out of **14** on the Vulnerability Index with a score of **0.592**. Vulnerability in Ahuachapán is strongly influenced by **Information Access Vulnerability, Population Pressures, and Gender Inequality** sub-component scores.

Table 3. Vulnerability Index and sub-component index scores for Ahuachapán

Index	Ahuachapán	
	Score	Rank
Vulnerability	0.592	3
Sub-Components		
Economic Constraints	0.570	5
Info Access Vulnerability	0.725	3
Vulnerable Health Status	0.506	7
Clean Water Vulnerability	0.511	6
Population Pressures	0.690	4
Environmental Stress	0.545	4
Gender Inequality	0.593	5

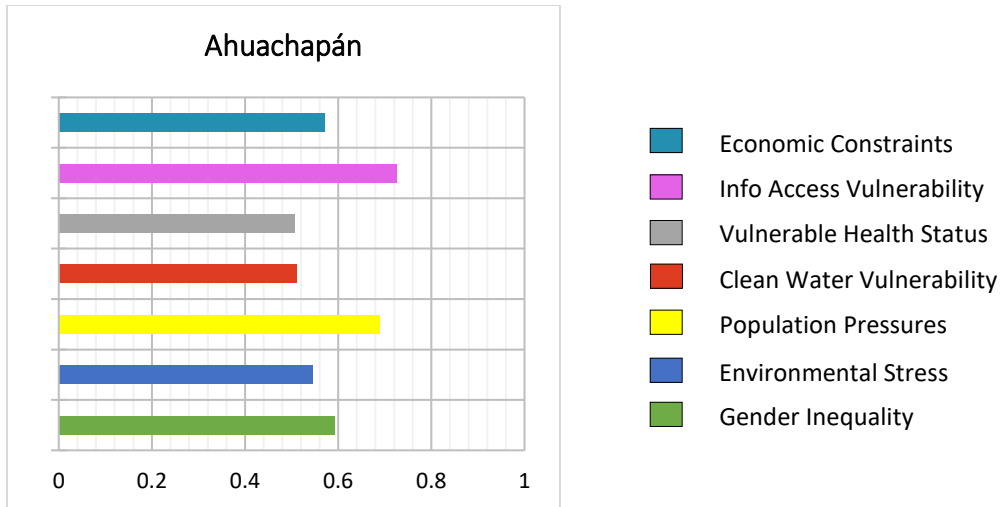


Figure 2: Vulnerability sub-components for Ahuachapán

Ahuachapán: Multi-Hazard Exposure

Ahuachapán ranks **8th** out of **14** on the Multi-Hazard Exposure index with a score of **0.424**. A large proportion of the population is exposed to **seismic activity**, and **landslides**. A small proportion of Ahuachapán’s population is also exposed to tsunami.

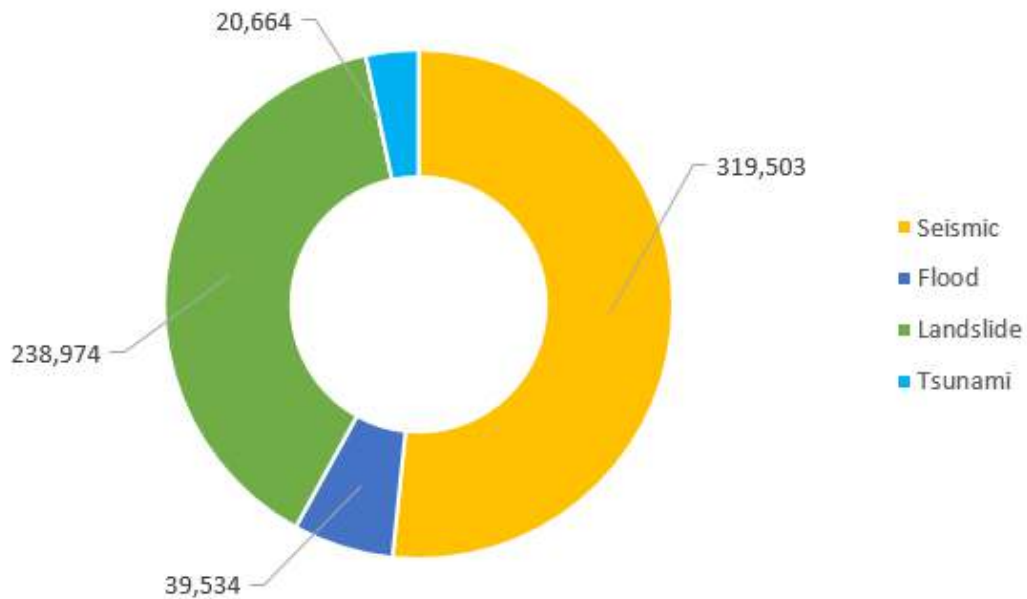


Figure 3: Raw population exposure by hazard type for Ahuachapán

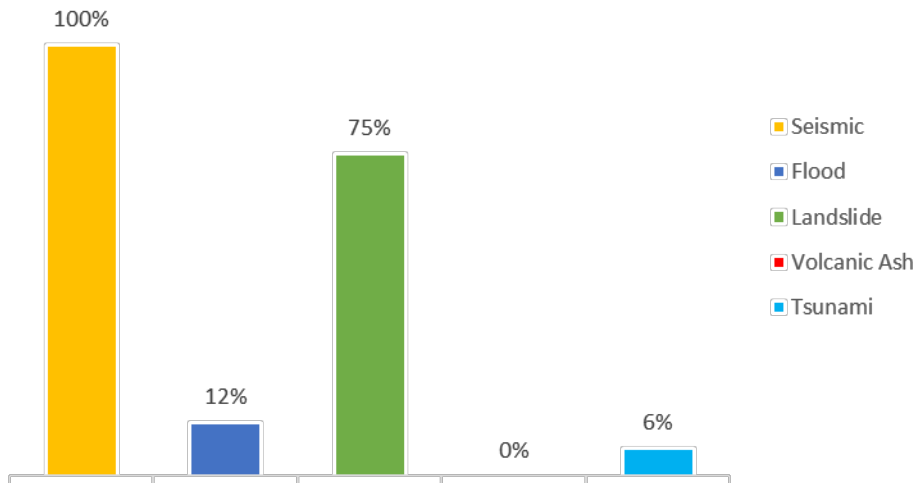


Figure 4: Percent population exposure to hazard type for Ahuachapán

Table 4. Multi-Hazard Exposure Index, Raw and Relative Exposure Index scores for Ahuachapán

Index	Ahuachapán	
	Score	Rank
Multi-Hazard Exposure	0.424	8
Sub-Components		
Raw Exposure	0.326	8
Relative Exposure	0.522	8