



THE PHILIPPINES

MISAMIS ORIENTAL

NDPBA PROVINCE PROFILE

THE PHILIPPINES

MISAMIS ORIENTAL

CAPITAL: CITY OF CAGAYAN DE ORO

Area: 3,132 km²

Misamis Oriental is a province located in the region of Northern Mindanao in the Philippines. Its capital and provincial center is Cagayan de Oro, which is governed independently from the province. The economy is based largely on manufacturing and agriculture.



RISK AND VULNERABILITY COMPONENT SCORE



MULTI-HAZARD RISK (MHR) - Low
Score: 0.478 • Rank: 58/84



RESILIENCE (R) - Medium
Score: 0.569 • Rank: 41/84



MULTI-HAZARD EXPOSURE (MHE) - Low
Score: 0.573 • Rank: 54/84



VULNERABILITY (V) - Low
Score: 0.392 • Rank: 58/84



COPING CAPACITY (CC) - Low
Score: 0.529 • Rank: 59/84



Population (2018)
1,622,006



Population in Poverty
11.4%



Literate population
98.8%



Access to improved water
96.4%



Average life expectancy
69.0 years

*For more information on data and components please visit: <https://bit.ly/2LqVoUO>



MULTI-HAZARD EXPOSURE (MHE)

RANK: 55 / 84 PROVINCES
SCORE: 0.573



MHE
0.573

Raw MHE
0.711

Relative MHE
0.434

ESTIMATED POPULATION AND CAPITAL EXPOSED TO EACH HAZARD:



Earthquake

89%

1,438,986
\$9.5 Billion



Tsunami

<1%

134
-



Flood

46%

738,821
\$4.8 Billion



Liquefaction

12%

190,868
\$2.1 Billion



Landslide

11%

178,724
\$1 Billion



Volcano

<1%

5,425
\$32.1 Million



Drought

15%

243,486
\$1.4 Billion



Wildfire

5%

79,481
\$287.3 Million



Storm Surge

31%

495,380
\$2.2 Billion



Typhoon Winds

41%

665,373
\$3 Billion




VULNERABILITY (V)

RANK: 58 / 84 PROVINCES ASSESSED
SCORE: 0.392

Vulnerability in Misamis Oriental is primarily driven by Population Pressures and Gender Inequality. The bar chart indicates the socioeconomic themes contributing to the province's overall Vulnerability score.



Environmental Stress

0  1 **SCORE: 0.395** **RANK: 58/84** PROVINCES ASSESSED

2.38 Livestock density
6.35 Barren land (per 10k hectares)
4.04% Forest cover change



Vulnerable Health Status

0  1 **SCORE: 0.425** **RANK: 50/84** PROVINCES ASSESSED

4.2% Malnutrition among children (0 to 5 years old)
3.99 Infant mortality rate (per 1k live births)
9.96 Maternal mortality rate (per 100k live births)
69.02 Life expectancy
563 Disability (per 100k persons)

20.3 Tuberculosis mortality rate (per 100k persons)
0 HIV mortality rate (per 100k persons)
5.6 Intestinal disease mortality rate (per 100k persons)
2.7 Other arthropod-borne viral fevers and viral hemorrhagic fever mortality rate (per 100k persons)



Clean Water Vulnerability

0  1 **SCORE: 0.286** **RANK: 65/84** PROVINCES ASSESSED

96.4% Households with improved safe water source
91.5% Households with sanitary toilet facility




Information Access Vulnerability

0  1 **SCORE: 0.333** **RANK: 71/84** PROVINCES ASSESSED

98.81% Literacy rate (age 10 and older)
118.89% Gross primary school enrollment rate
9.04% Internet Access
62.48% Households with radio
69.75% Households with television



Economic Constraints

0  1 **SCORE: 0.284** **RANK: 60/84** PROVINCES ASSESSED

0.57
Economic
dependency
ratio

11.35%
Poverty
incidence



Gender Inequality

0  1 **SCORE: 0.443** **RANK: 41/84** PROVINCES ASSESSED

1.08
Female to male
secondary school
enrollment Rate

0.48
Labor force
participation ratio



Population Pressures

0  1 **SCORE: 0.578** **RANK: 7/84** PROVINCES ASSESSED

1.96
Population
growth rate
(2010-2015)

5.61
Average annual
urban population
growth rate

3.5%
Informal settlers




COPING CAPACITY (CC)

RANK: 59 / 84 PROVINCES ASSESSED
SCORE: 0.529

Misamis Oriental exhibits weaker Coping Capacity in the areas of Transportation Capacity and Economic Capacity. The bar chart indicates the socioeconomic themes contributing to the province's overall Coping Capacity score.



Economic Capacity

0  1 **SCORE: 0.375** **RANK: 76/84 PROVINCES ASSESSED**

0.86

Purchasing power of the peso

65.08%


Labor force participation rate

753.5

Local government annual regular income per capita (Philippine Peso)



Governance

0  1 **SCORE: 0.749** **RANK: 9/84 PROVINCES ASSESSED**

85.3%

Voter participation

7


Organized violence (per 100k persons)

43.62%

Garbage pickup



Environmental Capacity

0  1 **SCORE: 0.194** **RANK: 72/84 PROVINCES ASSESSED**

0.17

Protected areas (per 1k ha)

4.3%

Forest reserves



Infrastructure Capacity

0 1 **SCORE: 0.576 RANK: 36/84 PROVINCES ASSESSED**



Health Care Capacity SCORE: 0.557 RANK: 27/84 PROVINCES ASSESSED

17.11 Hospital beds (per 10k people)	3.47 Physicians per 10,000 people	56.39% Vaccination coverage	6.34 Average distance to nearest hospital (km)
---	--	--	---



Transportation Capacity SCORE: 0.267 RANK: 80/84 PROVINCES ASSESSED

1.63 Road density (km per sq. km)	60.12 Average distance to nearest port (km)
--	--



Communications Capacity SCORE: 0.851 RANK: 13/84 PROVINCES ASSESSED

7.3% Households with a landline	98.2% Mobile coverage
---	---------------------------------



Energy Capacity SCORE: 0.739 RANK: 23/84 PROVINCES ASSESSED

85.4% Households with electricity	24.0% Households with gas
---	-------------------------------------



Emergency Services Capacity SCORE: 0.406 RANK: 51/84 PROVINCES ASSESSED

10.95 Evacuation centers (per 100k persons)	1.79 Fire Stations (per 100k persons)	2.53 Fire Trucks (per 100k persons)
--	--	--



RESILIENCE (R)

RANK: 41 / 84 PROVINCES ASSESSED
SCORE: 0.569

Misamis Oriental's score and ranking are due to Low Vulnerability combined with Low Coping Capacity scores.

Below are the four thematic areas with the weakest relative scores:



Population Pressures



Gender Inequality



Transportation Capacity



Economic Capacity



HAZARD-SPECIFIC RISK (HSR)



Earthquake

RANK: 26 / 84 PROVINCES ASSESSED
SCORE: 0.313



Tsunami

RANK: 49 / 84 PROVINCES ASSESSED
SCORE: 0.043



Flood

RANK: 30 / 84 PROVINCES ASSESSED
SCORE: 0.224



Liquefaction

RANK: 58 / 84 PROVINCES ASSESSED
SCORE: 0.126



Landslide

RANK: 25 / 84 PROVINCES ASSESSED
SCORE: 0.262



Volcano

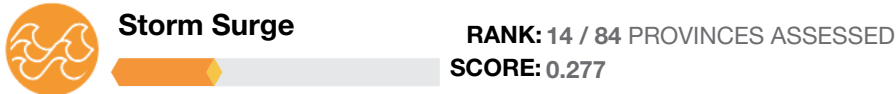
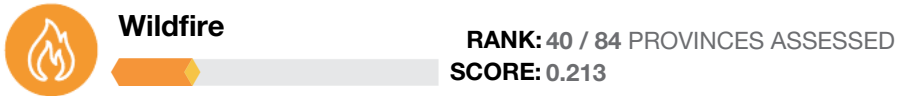
RANK: 32 / 84 PROVINCES ASSESSED
SCORE: 0.128



Drought

RANK: 39 / 84 PROVINCES ASSESSED
SCORE: 0.204

(HAZARD-SPECIFIC RISK CONTINUED)



MULTI-HAZARD RISK (MHR)

58 / 84

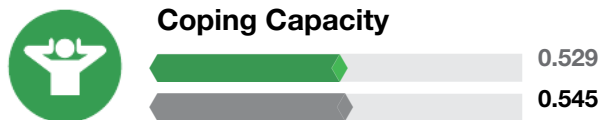
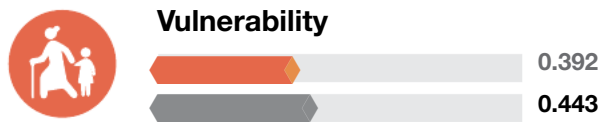
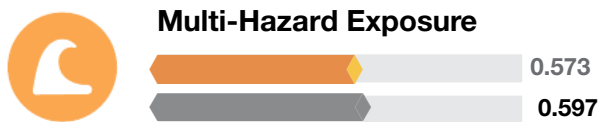
RANK WITHIN PROVINCES
Score: 0.478



Misamis Oriental's score and ranking are due to Low Multi-hazard exposure combined with Low Vulnerability and Low Coping Capacity scores.

Multi-hazard risk component scores compared to overall average country scores:

PROVINCE SCORE
COUNTRY SCORE



MISAMIS ORIENTAL RECOMMENDATIONS

1

Population Pressures

- Continue to monitor the growth of the population and plan resource allocation appropriately. Enforce building codes and environmental protection laws to ensure expansion is sustainable.
- Work with diverse partners to help stimulate the economy to support increased public demands. Ensure equitable distribution of resources and services.

2

Gender Inequality

- Continue efforts to monitor and reduce gender-based discrimination and bias. Focus efforts on enforcing equal employment opportunities and empowering women to continue their education. Build upon existing accomplishments, including the work related to the UN Sustainable Development Goals.
- Actively engage women and other marginalized groups in disaster management and community plans. Provide equal opportunities throughout society to reduce disparities and incorporate feedback mechanisms into policies and programs to ensure effective implementation.

3

Transportation Capacity

- Misamis Oriental has the greatest average distance between ports and populated places (60.12 kilometers per square kilometer). Continue seaport, airport and road enhancement projects through private-public partnerships. Advocate for transportation network projects through the Department of Public Works to increase evacuation and resource distribution routes, increase access to markets and enhance social connectivity.
- Civil planners should work with risk assessors to establish resilient transportation network plans. Incorporating environmental mitigation plans, equitable access for the population and hazard exposures.
- Ensure that emergency evacuation routes and plans include all transportation projects. Work with partners including HOTOSM and others to ensure mapping of new routes and resources are readily available in the event of a disaster.

4

Economic Capacity

- Misamis Oriental ranked 76th out of the 84 territories in economic capacity. Continue to encourage programs that diversify the economy in Misamis Oriental to generate public revenue and create new job opportunities. Pursue policies that balance inflation rates and create equal opportunities for employment.
- As the population grows, there will be increases in the demands for emergency services and public programs. Work with stakeholders and partners to expand emergency service capacities by training community members and generating funds to support response activities.

**Better solutions.
Fewer disasters.**

Safer world.

**1305 N Holopono Street
Suite 2, Kihei, HI 9675 3**

**P: (808) 891-0525
F: (808) 891-0526**



@PDC_Global



/PDCGlobal



www.pdc.prg



ndpba@pdc.org