



THE PHILIPPINES

LANAO DEL SUR

NDPBA PROVINCE PROFILE

THE PHILIPPINES

LANAO DEL SUR

CAPITAL: CITY OF MARAWI

Area: 15,056 km²

Lanao del Sur is a province in the Philippines located in the Bangsamoro Autonomous Region in Muslim Mindanao (BARMM). The province borders Lanao del Norte to the north, Bukidnon to the east, and Maguindanao and Cotabato to the south. To the southwest lies Illana Bay. Situated in the interior of Lanao del Sur is Lanao Lake, the largest in Mindanao.



RISK AND VULNERABILITY COMPONENT SCORE



MULTI-HAZARD RISK (MHR) - Very High
Score: 0.591 • Rank: 2/84



RESILIENCE (R) - Very Low
Score: 0.352 • Rank: 80/84



MULTI-HAZARD EXPOSURE (MHE) - Very Low
Score: 0.477 • Rank: 70/84



VULNERABILITY (V) - Very High
Score: 0.672 • Rank: 4/84



COPING CAPACITY (CC) - Very Low
Score: 0.376 • Rank: 80/84



Population (2018)
700,691



Population in Poverty
64.1%



Literate population
94.1%



Access to improved water
55.0%



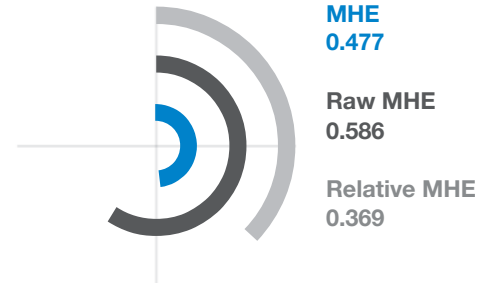
Average life expectancy
64.2 years

*For more information on data and components please visit: <https://bit.ly/2LqVoUO>



MULTI-HAZARD EXPOSURE (MHE)

RANK: 70 / 84 PROVINCES
SCORE: 0.477



ESTIMATED POPULATION AND CAPITAL EXPOSED TO EACH HAZARD:



Earthquake

100%

699,927

\$7.1 Billion



Tsunami

-

-

-



Flood

19%

132,424

\$807.7 Million



Liquefaction

10%

67,229

\$507 Million



Landslide

9%

64,610

\$638.2 Million



Volcano

2%

14,049

\$146 Million



Drought

76%

533,793

\$5.6 Billion



Wildfire

-

-

-



Storm Surge

2%

11,065

\$159 Million



Typhoon Winds

-

-

-




VULNERABILITY (V)

RANK: 4 / 84 PROVINCES ASSESSED
SCORE: 0.672

Vulnerability in Lanao del Sur is primarily driven by Economic Constraints and Gender Inequality. The bar chart indicates the socioeconomic themes contributing to the province's overall Vulnerability score.



Environmental Stress

0  1 **SCORE: 0.34** **RANK: 69/84 PROVINCES ASSESSED**

1.14 Livestock density
1.11 Barren land (per 10k hectares)
0.21% Forest cover change



Vulnerable Health Status

0  1 **SCORE: 0.413** **RANK: 56/84 PROVINCES ASSESSED**

5.2% Malnutrition among children (0 to 5 years old)
1.4 Infant mortality rate (per 1k live births)
18.06 Maternal mortality rate (per 100k live births)
64.21 Life expectancy
275 Disability (per 100k persons)

3.3 Tuberculosis mortality rate (per 100k persons)
0 HIV mortality rate (per 100k persons)
1.5 Intestinal disease mortality rate (per 100k persons)
0.5 Other arthropod-borne viral fevers and viral hemorrhagic fever mortality rate (per 100k persons)



Clean Water Vulnerability

0  1 **SCORE: 0.887** **RANK: 2/84 PROVINCES ASSESSED**

55.0% Households with improved safe water source
34.3% Households with sanitary toilet facility




Information Access Vulnerability

0  1 **SCORE: 0.587** **RANK: 16/84 PROVINCES ASSESSED**

94.12% Literacy rate (age 10 and older)
95.62% Gross primary school enrollment rate
1.74% Internet Access
70.11% Households with radio
75.37% Households with television



Economic Constraints

0  1 **SCORE: 0.945** **RANK: 2/84** PROVINCES ASSESSED

0.79
Economic
dependency
ratio

64.05%
Poverty
incidence



Gender Inequality

0  1 **SCORE: 0.922** **RANK: 3/84** PROVINCES ASSESSED

1.28
Female to male
secondary school
enrollment Rate

0.36
Labor force
participation ratio



Population Pressures

0  1 **SCORE: 0.61** **RANK: 4/84** PROVINCES ASSESSED

2.18
Population
growth rate
(2010-2015)

33.42
Average annual
urban population
growth rate

1.4%
Informal settlers




COPING CAPACITY (CC)

RANK: 80 / 84 PROVINCES ASSESSED
SCORE: 0.376

Lanao del Sur exhibits weaker Coping Capacity in the areas of Emergency Services Capacity and Economic Capacity. The bar chart indicates the socioeconomic themes contributing to the province's overall Coping Capacity score.



Economic Capacity



SCORE: 0.272 **RANK: 82/84 PROVINCES ASSESSED**

0.86

Purchasing power of the peso

46.88%

Labor force participation rate

1731.83

Local government annual regular income per capita (Philippine Peso)



Governance



SCORE: 0.436 **RANK: 76/84 PROVINCES ASSESSED**

86.9%

Voter participation

26.9


Organized violence (per 100k persons)

13.65%

Garbage pickup



Environmental Capacity



SCORE: 0.318 **RANK: 55/84 PROVINCES ASSESSED**

4.1

Protected areas (per 1k ha)

4.7%

Forest reserves



Infrastructure Capacity

0 1 **SCORE: 0.439** **RANK: 66/84** PROVINCES ASSESSED



Health Care Capacity **SCORE: 0.567** **RANK: 24/84** PROVINCES ASSESSED

8.87	3.41	68.52%	7.15
Hopital beds (per 10k people)	Physicians per 10,000 people	Vaccination coverage	Average distance to nearest hospital (km)



Transportation Capacity **SCORE: 0.413** **RANK: 60/84** PROVINCES ASSESSED

0.40	16.42
Road density (km per sq. km)	Average distance to nearest port (km)



Communications Capacity **SCORE: 0.337** **RANK: 77/84** PROVINCES ASSESSED

1.2%	71.8%
Households with a landline	Mobile coverage



Energy Capacity **SCORE: 0.76** **RANK: 22/84** PROVINCES ASSESSED

87.4%	24.7%
Households with electricity	Households with gas



Emergency Services Capacity **SCORE: 0.125** **RANK: 80/84** PROVINCES ASSESSED

0	1.48	0.65
Evacuation centers (per 100k persons)	Fire Stations (per 100k persons)	Fire Trucks (per 100k persons)



RESILIENCE (R)

RANK: 80 / 84 PROVINCES ASSESSED
SCORE: 0.352

Lanao del Sur's score and ranking are due to Very High Vulnerability combined with Very Low Coping Capacity scores.

Below are the four thematic areas with the weakest relative scores:



Economic Constraints



Gender Inequality



Emergency Services Capacity



Economic Capacity



HAZARD-SPECIFIC RISK (HSR)



Earthquake

RANK: 2 / 84 PROVINCES ASSESSED
SCORE: 0.473



Tsunami

RANK: 54 / 84 PROVINCES ASSESSED
SCORE: 0



Flood

RANK: 55 / 84 PROVINCES ASSESSED
SCORE: 0.128



Liquefaction

RANK: 61 / 84 PROVINCES ASSESSED
SCORE: 0.109



Landslide

RANK: 9 / 84 PROVINCES ASSESSED
SCORE: 0.321



Volcano

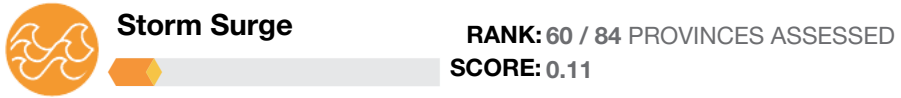
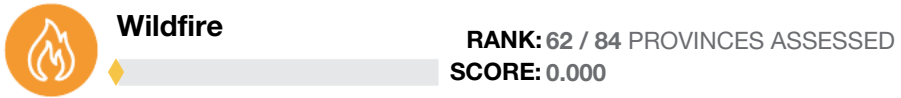
RANK: 9 / 84 PROVINCES ASSESSED
SCORE: 0.269



Drought

RANK: 1 / 84 PROVINCES ASSESSED
SCORE: 0.544

(HAZARD-SPECIFIC RISK CONTINUED)



MULTI-HAZARD RISK (MHR)

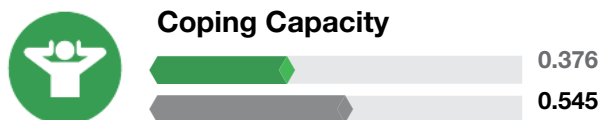
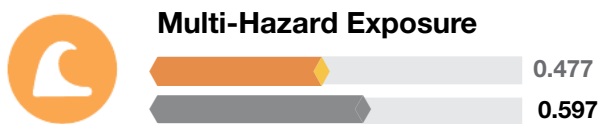
2 / 84
RANK WITHIN PROVINCES
Score: 0.591



Lanao del Sur’s score and ranking are due to Very Low Multi-hazard exposure combined with Very High Vulnerability and Very Low Coping Capacity scores.

Multi-hazard risk component scores compared to overall average country scores:

PROVINCE SCORE
COUNTRY SCORE



LANAO DEL SUR RECOMMENDATIONS

1

Economic Constraints

- In Lanao del Sur, economic constraints are a major driver of vulnerability. Continue to work with local stakeholders and diverse partners to stimulate economic growth. Expand public assistance where possible to increase the availability of resources and options for low income individuals.
- Gender inequality is another major driver of vulnerability in Lanao del Sur. Empower women to join the workforce and promote equal opportunity job growth. Invest in small and local businesses, especially in rural and remote areas.

2

Gender Inequality

- Continue efforts to monitor and reduce gender-based discrimination and bias. Lanao del Sur is ranked 2nd highest for gender-based inequalities in secondary school enrollment and 3rd highest in labor force participation. Focus efforts on enforcing equal employment opportunities and promoting continued education.
- Actively engage women and other marginalized groups in disaster management and community plans. Provide equal opportunities throughout society to reduce disparities and incorporate feedback mechanisms into policies and programs to ensure effective implementation.

3

Emergency Services Capacity

- Lanao del Sur is ranked 80th out of the 84 territories for emergency services capacity. There are no government run evacuation shelters in the province. Continue work with partners such as the Philippines Red Cross to expand and enhance emergency service capacity. Focus efforts on establishing evacuation centers, as well as increasing the number of fire stations and fire trucks to serve the population and increase emergency service capacity.
- Continue to support evidence-based preparedness and response coordination, including the provision of emergency equipment and supplies. Additionally, increase efforts to have a central database that makes sub-national data on disaster management capabilities and resources more accessible. Increasing transparency through sharing data will ensure efficient and effective coordination at all levels of government, as well as with partners.

4

Economic Capacity

- Lanao del Sur ranked 82nd out of the 84 territories in economic capacity. The labor force participation rate in the province is 46.9%, the 3rd lowest in the Philippines. Continue to encourage programs that diversify the economy in Lanao del Sur to generate public revenue and create new job opportunities. Pursue policies that balance inflation rates and create equal opportunities for employment.
- Increase government efforts to provide inclusive economic growth by creating policies that promote competition, private sector investment and industries that create higher paying jobs.

**Better solutions.
Fewer disasters.**

Safer world.

**1305 N Holopono Street
Suite 2, Kihei, HI 9675 3**

**P: (808) 891-0525
F: (808) 891-0526**



@PDC_Global



/PDCGlobal



www.pdc.prg



ndpba@pdc.org