



**INDONESIA**

---

# **KEPULAUAN BANGKA BELITUNG**

---

**NDPBA PROVINCE PROFILE**

# KEPULAUAN BANGKA BELITUNG

**CAPITAL: PANGKA PINANG**

Area: 16,424 km<sup>2</sup>



Kepulauan Bangka Belitung (the Bangka Belitung Islands) includes two main islands, Bangka and Belitung, and smaller islands where agriculture, forestry, and tourism

are the predominate economic drivers. Despite its very low multi-hazard exposure, the province is routinely affected by extreme weather, drought and wildfires, spurring local, regional and national DRR stakeholders to collaborate on enhancing early warning systems for the growing population. While resilience and disaster management capabilities are high, strengthening efforts to improve economic capacity, gender equality, and expand health care capacity will help counter the COVID19 pandemic and all-hazard challenges in the future.

## RISK AND VULNERABILITY COMPONENT SCORE



**MULTI-HAZARD RISK (MHR) - Very Low**

Score: 0.402 • Rank: 30/34



**RESILIENCE (R) - Very High**

Score: 0.567 • Rank: 6/34



**MULTI-HAZARD EXPOSURE (MHE) - Very Low**

Score: 0.311 • Rank: 31/34



**VULNERABILITY (V) - Low**

Score: 0.391 • Rank: 27/34



**COPING CAPACITY (CC) - Moderate**

Score: 0.493 • Rank: 13/34



**DISASTER MANAGEMENT CAPABILITIES (DMC) - Very High**

Score: 0.599 • Rank: 3/34



Population (2020 Projected)

**1,517,600**



Population in Poverty

**4.5%**



Adult Literacy Rate

**98.1%**



Access to improved water

**73.5%**



Average life expectancy

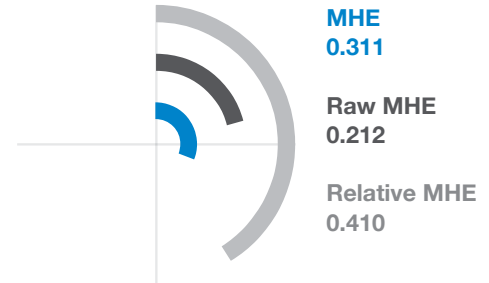
**70.5 years**

\*For more information on data and components please visit: <https://bit.ly/2LqVoUO>



## MULTI-HAZARD EXPOSURE (MHE)

RANK: 31 / 34 PROVINCES  
SCORE: 0.311



### ESTIMATED POPULATION AND CAPITAL EXPOSED TO EACH HAZARD:



Earthquake

**0%**

👤 -

-



Tsunami

**0%**

👤 -

-



Flood

**14%**

👤 194,199

**\$4.75 Billion**



Flash Flood

**0%**

👤 -

-



Landslide

**<1%**

👤 2,984

-



Volcano

**0%**

👤 -

-



Drought

**91%**

👤 1,294,565

**\$25.9 Billion**



Wildfire

**27%**

👤 384,580

**\$5.2 Billion**



Extreme Weather

**97%**

👤 1,377,350

**\$29.4 Billion**



## VULNERABILITY (V)

**RANK: 27 / 34 PROVINCES ASSESSED**  
**SCORE: 0.391**

Vulnerability in Kepulauan Bangka Belitung is primarily driven by Gender Inequality and Population Pressures. The bar charts indicate the socioeconomic themes contributing to the province's overall Vulnerability score.



### Environmental Stress

**SCORE: 0.222 RANK: 31/34 PROVINCES ASSESSED**

<b>0.4%</b> Land susceptible to severe erosion	<b>3.19</b> Livestock Density (per sq km)	<b>3559.1</b> Net Deforestation (hectares per year)
---	--	--



### Vulnerable Health Status

**SCORE: 0.327 RANK: 27/34 PROVINCES ASSESSED**

<b>70.5</b> Life expectancy (years)	<b>27</b> Infant mortality rate (per 1,000 live births)	<b>172.32</b> Maternal mortality ratio	<b>9.9%</b> Children (under 5) Wasting	<b>7.5%</b> Disability	<b>4.0%</b> Unmet health care needs	<b>11.0%</b> Households with limited access to health facility
<b>1.2%</b> Households with catastrophic health expenditure	<b>52.06</b> Dengue incidence per 100,000 population	<b>4.18</b> Measles incidence per 100,000 population	<b>0.07</b> Malaria incidence per 100,000 population	<b>150</b> TB case notification per 100,000 population	<b>34.45</b> HIV & AIDS incidence per 100,000 population	<b>0.36</b> Prevalence of Leprosy per 10,000 population



### Clean Water Vulnerability

**SCORE: 0.383 RANK: 21/34 PROVINCES ASSESSED**

<b>73.5%</b> Households with improved water	<b>90.3%</b> Households with improved sanitation
--	---



### Information Access Vulnerability

**SCORE: 0.440 RANK: 17/34 PROVINCES ASSESSED**

<b>98.1%</b> Adult literacy rate	<b>97.7%</b> Net primary school enrollment rate	<b>7.98</b> Average years of schooling	<b>74.8%</b> Household using internet
-------------------------------------	--	---	--



### Economic Constraints

**SCORE: 0.125 RANK: 34/34 PROVINCES ASSESSED**

<b>3.6%</b> Unemployment rate	<b>44.9</b> Age dependency ratio	<b>4.5%</b> Poverty rate	<b>0.269</b> GINI ratio
----------------------------------	-------------------------------------	-----------------------------	----------------------------



### Gender Inequality

**SCORE: 0.686 RANK: 1/34 PROVINCES ASSESSED**

<b>0.98</b> Female to male literacy rate	<b>0.51</b> Female to male labor ratio	<b>1.08</b> Female to male secondary school enrollment ratio	<b>4.4%</b> Percent female seats in government
---	---	---	---



### Population Pressures

**SCORE: 0.551 RANK: 7/34 PROVINCES ASSESSED**

<b>2.3%</b> Average annual total population change	<b>4.0%</b> Average annual urban population change
---	---



## COPING CAPACITY (CC)

**RANK: 13 / 34 PROVINCES ASSESSED**  
**SCORE: 0.493**

Kepulauan Bangka Belitung exhibits weaker Coping Capacity in the areas of Economic Capacity and Health Care Capacity. The bar charts indicate the socioeconomic themes contributing to the province's overall Coping Capacity score.



### Economic Capacity

**SCORE: 0.410 RANK: 13/34 PROVINCES ASSESSED**

**67.7%** Labor force participation  
**2,937,123** Average monthly income (IDR)  
**41.9** GDP per capita (Million IDR)



### Governance

**SCORE: 0.640 RANK: 15/34 PROVINCES ASSESSED**

**143** Crime rate per 100,000 population  
**55.5%** Crime clearance rate  
**86.5%** Voter participation



### Environmental Capacity

**SCORE: 0.073 RANK: 31/34 PROVINCES ASSESSED**

**2.2%** Protected area



### Infrastructure Capacity

**SCORE: 0.570 RANK: 13/34 PROVINCES ASSESSED**



### Health Care Capacity SCORE: 0.482 RANK: 16/34 PROVINCES ASSESSED

**13.2** Hospital beds per 10,000 people  
**2.68** Physicians per 10,000 people  
**14.72** Nurses and midwives per 10,000 people  
**20.9%** Time to public hospital (over 1 hour)  
**54.8%** Immunization rate (children under 5)  
**86.4%** Health care accreditation rate  
**63.9%** Population covered by health insurance



### Transportation Capacity SCORE: 0.505 RANK: 12/34 PROVINCES ASSESSED

**0.33** Road and rail density  
**27.77** Average distance to port or airport



### Communications Capacity SCORE: 0.680 RANK: 9/34 PROVINCES ASSESSED

**67.8%** Mobile phone ownership  
**1.2%** Households with Fixed Phones



### Energy Capacity SCORE: 0.613 RANK: 13/34 PROVINCES ASSESSED

**98.6%** Households served by state electricity  
**0.4%** Percentage of total national electricity generated in province  
**66.57** Electricity generation GWh per 100,000 Population  
**85.7%** Households with gas for cooking



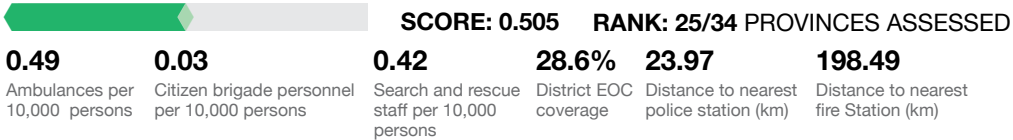
# DISASTER MANAGEMENT CAPABILITIES (DMC)

**RANK: 3 / 34 PROVINCES ASSESSED**  
**SCORE: 0.493**

Kepulauan Bangka Belitung exhibits weaker Disaster Management Capabilities in the areas of Mass Care Support and Emergency Services. The bar charts indicate the disaster management themes contributing to the province's overall Disaster Management Capabilities score.



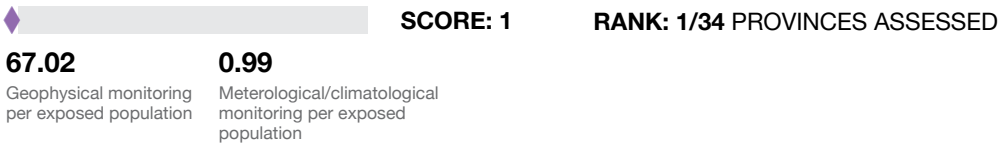
## Emergency Services



## Mass Care Support



## Early Warning and Monitoring





## RESILIENCE (R)

**RANK: 6 / 34 PROVINCES ASSESSED**  
**SCORE: 0.567**

Kepulauan Bangka Belitung's Very High Resilience score and ranking are due to Low Vulnerability combined with Moderate Coping Capacity, and Very High Disaster Management Capabilities scores.

**Below are the six thematic areas with the weakest relative scores:**



**Gender Inequality**



**Population Pressures**



**Economic Capacity**



**Health Care Capacity**



**Mass Care Support**



**Emergency Services**



## HAZARD-SPECIFIC RISK (HSR)



**Earthquake**

**RANK: 31 / 34 PROVINCES ASSESSED**  
**SCORE: 0.090**



**Tsunami**

**RANK: 32 / 34 PROVINCES ASSESSED**  
**SCORE: 0.09**



**Flood**

**RANK: 34 / 34 PROVINCES ASSESSED**  
**SCORE: 0.108**



**Flash Flood**

**RANK: 33 / 34 PROVINCES ASSESSED**  
**SCORE: 0.090**



**Landslide**

**RANK: 32 / 34 PROVINCES ASSESSED**  
**SCORE: 0.110**



**Volcano**

**RANK: 30 / 34 PROVINCES ASSESSED**  
**SCORE: 0.090**



**Drought**

**RANK: 15 / 34 PROVINCES ASSESSED**  
**SCORE: 0.232**



**Wildfire**

**RANK: 18 / 34 PROVINCES ASSESSED**  
**SCORE: 0.213**



**Extreme Weather**

**RANK: 23 / 34 PROVINCES ASSESSED**  
**SCORE: 0.218**



## MULTI-HAZARD RISK (MHR)

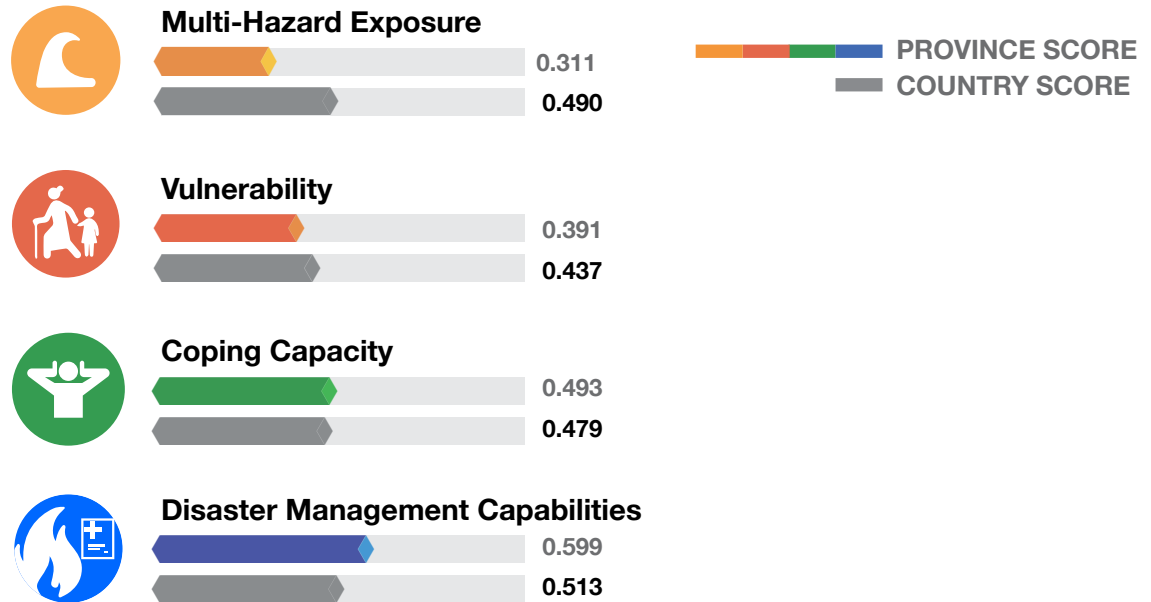
**30 / 34**

RANK WITHIN PROVINCES  
Score: 0.402



Kepulauan Bangka Belitung's Very Low Multi-hazard Risk score and ranking are due to Very Low Multi-hazard exposure combined with Low Vulnerability, Moderate Coping Capacity, and Very High Disaster Management Capabilities scores.

### Multi-hazard risk component scores compared to overall average country scores:





# KEPULAUAN BANGKA BELITUNG

## RECOMMENDATIONS

1

### Gender Inequality

Kepulauan Bangka Belitung has the highest overall Gender Inequality ranking in the country. Poor female representation in Parliament (<5%), the lowest in the country, is the most significant driver of inequality. Gender inequalities are also evident in the province's female to male Labor Ratio, with the 4th highest rank for this indicator.

Promote gender equality through the enactment and implementation of laws that establish rights, responsibilities and opportunities for women and men related to education, leadership, and employment.

Increase opportunities to expand participation of women in education and economic activities through the implementation of programs that provide quality, affordable childcare and health care services. Empower and enhance participation of women in leadership positions and community disaster preparedness and recovery processes.

2

### Population Pressures

Kepulauan Bangka Belitung ranks 7th for overall Population Pressures, driven by Average Population Change (2.34%) and average Urban Population Change (4.04%). Kepulauan Bangka Belitung's growing population is exposed to multiple hazards, including extreme weather (tornadoes), drought, flooding, landslides and wildfires.

As infrastructure projects and housing developments expand to accommodate a growing population, institute hazard mitigation strategies to reduce future damages and losses due to hazard impacts.

Continue collaboration and coordination among local government ministries, NGOs and community-based organizations to implement strategies to expand improvements in clean water, sanitation and hygiene throughout the province.

# KEPULAUAN BANGKA BELITUNG RECOMMENDATIONS

## 3

### Economic Capacity

Kepulauan Bangka Belitung ranks 13th for overall Economic Capacity, which could be strengthened through increased engagement of women in the labor force. As a primarily agricultural province, focus efforts to enhance the capacity of farmers and household enterprises to boost productivity and income generation.

Implement programs geared toward building the entrepreneurial and technical skills of small business owners and household enterprises, and improving farming practices such as adopting modern irrigation systems to conserve water, planting drought resistant plant varieties, soil conservation and enrichment, and reduction of agricultural runoff into nearby streams and water sources.

## 4

### Health Care Capacity

Kepulauan Bangka Belitung ranks 16th for overall Health Care Capacity. While Accreditation of Health Care Facilities (86.36%) and Immunization Rates in Children under Age 5 (54.84%) are relatively high, increasing access to health insurance, the number of medical personnel, and number of hospital beds would improve overall capacity in health care.

Expand minimum health service standards to improve access to, and quality of care, with special focus on mothers, children, adolescents, elderly, and those with chronic health conditions.

Secure funding to implement health care infrastructure improvements and increased numbers of medical personnel, medical equipment and supplies in anticipation of meeting Kepulauan Bangka Belitung's growing health care needs.

---

# KEPULAUAN BANGKA BELITUNG RECOMMENDATIONS

---

## 5

### Mass Care Support

Kepulauan Bangka Belitung has the 4th lowest Mass Care Support capabilities in Indonesia, driven by the 2nd lowest score for Disaster Equipment. Enhance efforts to obtain and strategically locate disaster equipment and supplies throughout the province, especially in remote areas.

## 6

### Emergency Services

Emergency Services are also limited in the province. The average distance to the nearest Disaster Stockpile is over 400 km away, presenting challenges in meeting the needs of a disaster-affected population. Kepulauan Bangka Belitung could strengthen its emergency service capability through community-based resilience-building initiatives to help fill emergency service needs during a disaster until formal assistance arrives.

**Better solutions.  
Fewer disasters.**

# Safer world.

**1305 N Holopono Street  
Suite 2, Kihei, HI 96753**

**P: (808) 891-0525  
F: (808) 891-0526**



**@PDC\_Global**



**/PDCGlobal**



**www.pdc.prg**



**ndpba@pdc.org**