



INDONESIA

ACEH

NDPBA PROVINCE PROFILE

ACEH

CAPITAL: BANDA ACEH

Area: 57,956 km²

An autonomous province in the far west of the Indonesian archipelago, Aceh has a diverse population with large indigenous communities.

Oil and natural gas resources are plentiful, as are the variety of historical hazards affecting this province where Sharia law is officially practiced. Historically, the confluence of high vulnerability and multi-hazard risks have meant that large-scale disasters, such as the 2004 Indian Ocean earthquake and tsunami, have had catastrophic and long-term impacts. A survey of recent historical hazards includes volcanic eruptions, earthquakes and a series of devastating tsunamic events. The effects of these events have been compounded by the social and conflict challenges faced by the Aceh region after many years of political and military struggles.



RISK AND VULNERABILITY COMPONENT SCORE



MULTI-HAZARD RISK (MHR) - High

Score: 0.521 • Rank: 9/34



RESILIENCE (R) - Low

Score: 0.490 • Rank: 22/34



MULTI-HAZARD EXPOSURE (MHE) - High

Score: 0.555 • Rank: 11/34



VULNERABILITY (V) - High

Score: 0.459 • Rank: 10/34



COPING CAPACITY (CC) - Very Low

Score: 0.378 • Rank: 31/34



DISASTER MANAGEMENT CAPABILITIES (DMC) - High

Score: 0.552 • Rank: 8/34



Population (2020 Projected)

5,459,900



Population in Poverty

15.0%



Adult Literacy Rate

98.2%



Access to improved water

85.8%



Average life expectancy

69.9 years

*For more information on data and components please visit: <https://bit.ly/2LqVoUO>



MULTI-HAZARD EXPOSURE (MHE)

RANK: 11 / 34 PROVINCES
SCORE: 0.555



MHE
0.555

Raw MHE
0.524

Relative MHE
0.585

ESTIMATED POPULATION AND CAPITAL EXPOSED TO EACH HAZARD:



Earthquake

91%

4,639,854
\$74.3 Billion



Tsunami

7%

367,752
\$4.7 Billion



Flood

47%

2,365,706
\$39.66 Billion



Flash Flood

8%

395,772
\$5.1 Billion



Landslide

9%

465,909
\$5.4 Billion



Volcano

1%

30,903
\$323.1 Million



Drought

3%

153,232
\$2.9 Billion



Wildfire

8%

381,886
\$4.2 Billion



Extreme Weather

96%

4,879,692
\$80.6 Billion



VULNERABILITY (V)

RANK: 10 / 34 PROVINCES ASSESSED
SCORE: 0.459

Vulnerability in Aceh is primarily driven by Gender Inequality and Economic Constraints. The bar charts indicate the socioeconomic themes contributing to the province's overall Vulnerability score.



Environmental Stress

SCORE: 0.417 RANK: 12/34 PROVINCES ASSESSED

20.0% Land susceptible to severe erosion	20.54 Livestock Density (per sq km)	3216.4 Net Deforestation (hectares per year)
--	---	--



Vulnerable Health Status

SCORE: 0.432 RANK: 15/34 PROVINCES ASSESSED

69.87 Life expectancy (years)	47 Infant mortality rate (per 1,000 live births)	121.43 Maternal mortality ratio	11.9% Children (under 5) Wasting	10.0% Disability	4.5% Unmet health care needs	6.6% Households with limited access to health facility
1.4% Households with catastrophic health expenditure	29.03 Dengue incidence per 100,000 population	30.66 Measles incidence per 100,000 population	0.02 Malaria incidence per 100,000 population	151 TB case notification per 100,000 population	9.41 HIV & AIDS incidence per 100,000 population	0.66 Prevalence of Leprosy per 10,000 population



Clean Water Vulnerability

SCORE: 0.516 RANK: 14/34 PROVINCES ASSESSED

85.8% Households with improved water	73.2% Households with improved sanitation
--	---



Information Access Vulnerability

SCORE: 0.354 RANK: 28/34 PROVINCES ASSESSED

98.2% Adult literacy rate	99.1% Net primary school enrollment rate	9.18 Average years of schooling	65.2% Households using internet
-------------------------------------	--	---	---



Economic Constraints

SCORE: 0.519 RANK: 7/34 PROVINCES ASSESSED

6.2% Unemployment rate	53.6 Age dependency ratio	15.0% Poverty rate	0.319 GINI ratio
----------------------------------	-------------------------------------	------------------------------	----------------------------



Gender Inequality

SCORE: 0.540 RANK: 10/34 PROVINCES ASSESSED

0.98 Female to male literacy rate	0.57 Female to male labor ratio	1.07 Female to male secondary school enrollment ratio	14.8% Percent female seats in government
---	---	---	--



Population Pressures

SCORE: 0.432 RANK: 14/34 PROVINCES ASSESSED

2.1% Average annual total population change	4.3% Average annual urban population change	0.2% Recent Net migration
---	---	-------------------------------------



COPING CAPACITY (CC)

RANK: 31 / 34 PROVINCES ASSESSED
SCORE: 0.378

Aceh exhibits weaker Coping Capacity in the areas of Economic Capacity and Transportation Capacity. The bar charts indicate the socioeconomic themes contributing to the province's overall Coping Capacity score.



Economic Capacity

SCORE: 0.136 **RANK: 34/34 PROVINCES ASSESSED**

63.4% **2,362,295** **26.5**
Labor force participation Average monthly income (IDR) GDP per capita (Million IDR)



Governance

SCORE: 0.397 **RANK: 28/34 PROVINCES ASSESSED**

169 **38.3%** **82.0%**
Crime rate per 100,000 population Crime clearance rate Voter participation



Environmental Capacity

SCORE: 0.661 **RANK: 9/34 PROVINCES ASSESSED**

16.1%
Protected area



Infrastructure Capacity

SCORE: 0.505 **RANK: 18/34 PROVINCES ASSESSED**



Health Care Capacity

SCORE: 0.627 **RANK: 5/34 PROVINCES ASSESSED**

16 **5.25** **32.38** **20.1%** **20.2%** **74.2%** **106.5%**
Hospital beds per 10,000 people Physicians per 10,000 people Nurses and midwives per 10,000 people Time to public hospital (over 1 hour) Immunization rate (children under 5) Health care accreditation rate Population covered by health insurance



Transportation Capacity

SCORE: 0.373 **RANK: 19/34 PROVINCES ASSESSED**

0.21 **36.81**
Road and rail density Average distance to port or airport



Communications Capacity

SCORE: 0.485 **RANK: 27/34 PROVINCES ASSESSED**

57.8% **0.5%**
Mobile phone ownership Households with Fixed Phones



Energy Capacity

SCORE: 0.536 **RANK: 15/34 PROVINCES ASSESSED**

99.1% **0.2%** **9.79** **87.1%**
Households served by state electricity Percentage of total national electricity generated in province Electricity generation GWh per 100,000 Population Households with gas for cooking



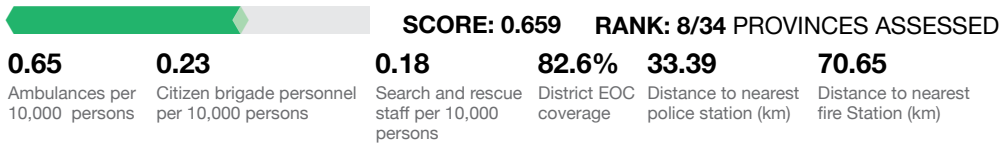
DISASTER MANAGEMENT CAPABILITIES (DMC)

RANK: 8 / 34 PROVINCES ASSESSED
SCORE: 0.552

Aceh exhibits weaker Disaster Management Capabilities in the areas of Early Warning and Monitoring and Emergency Services. The bar charts indicate the disaster management themes contributing to the province's overall Disaster Management Capabilities score.



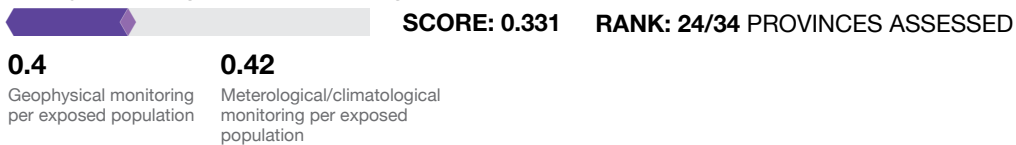
Emergency Services



Mass Care Support



Early Warning and Monitoring





RESILIENCE (R)

RANK: 22 / 34 PROVINCES ASSESSED
SCORE: 0.490

Aceh's Low Resilience score and ranking are due to High Vulnerability combined with Very Low Coping Capacity, and High Disaster Management Capabilities scores.

Below are the six thematic areas with the weakest relative scores:



Gender Inequality



Economic Constraints



Economic Capacity



Transportation Capacity



Early Warning and Monitoring



Emergency Services



HAZARD-SPECIFIC RISK (HSR)



Earthquake

RANK: 6 / 34 PROVINCES ASSESSED
SCORE: 0.324



Tsunami

RANK: 7 / 34 PROVINCES ASSESSED
SCORE: 0.318



Flood

RANK: 8 / 34 PROVINCES ASSESSED
SCORE: 0.272



Flash Flood

RANK: 4 / 34 PROVINCES ASSESSED
SCORE: 0.301



Landslide

RANK: 8 / 34 PROVINCES ASSESSED
SCORE: 0.295



Volcano

RANK: 8 / 34 PROVINCES ASSESSED
SCORE: 0.257



Drought

RANK: 29 / 34 PROVINCES ASSESSED
SCORE: 0.137



Wildfire

RANK: 16 / 34 PROVINCES ASSESSED
SCORE: 0.223



Extreme Weather

RANK: 7 / 34 PROVINCES ASSESSED
SCORE: 0.303



MULTI-HAZARD RISK (MHR)

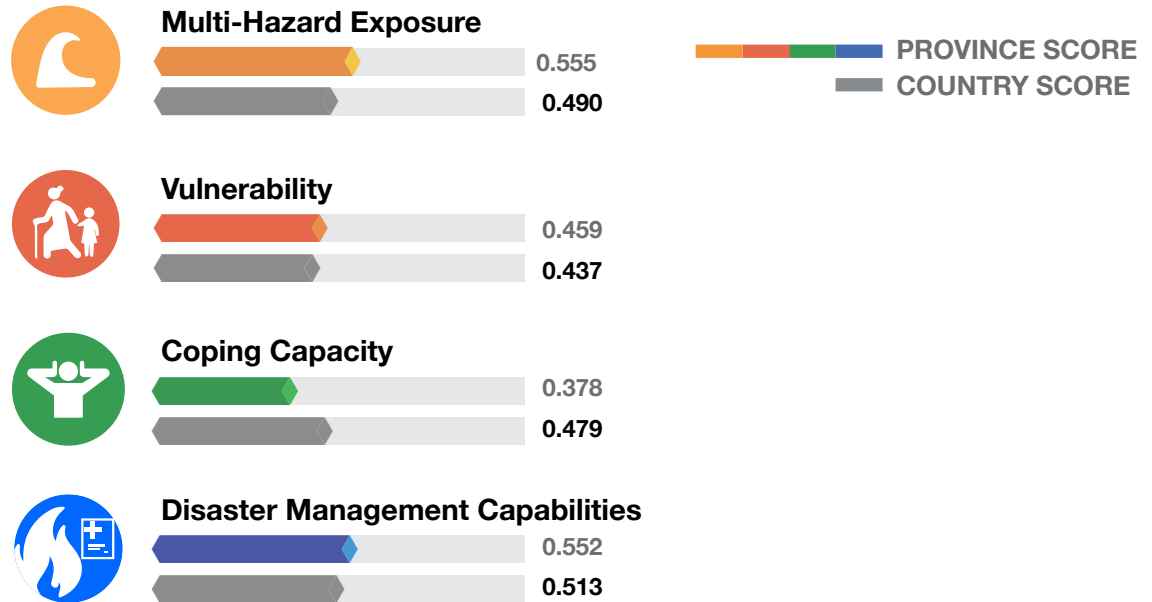
9 / 34

RANK WITHIN PROVINCES
Score: 0.521



Aceh's High Multi-hazard Risk score and ranking are due to High Multi-hazard exposure combined with High Vulnerability, Very Low Coping Capacity, and High Disaster Management Capabilities scores.

Multi-hazard risk component scores compared to overall average country scores:



ACEH RECOMMENDATIONS

1

Gender Inequality

Aceh ranks 10th for overall Gender Inequality. Findings show that female representation in Parliament (<15%) is considerably lower than the country's target for female representation in government of 30%. Aceh's female to male labor ratio of 0.57 also reflects gender inequality in the province.

Continue efforts to promote gender equality through the enactment and implementation of laws that establish rights, responsibilities and opportunities for women and men related to education, leadership, employment. Empower and enhance participation of women in leadership positions such as formal and informal justice systems, and community disaster preparedness and recovery processes.

Foster engagement with NGO partners in the implementation of programs and projects that promote gender balance in disaster management and disaster risk reduction activities in line with established laws.

2

Economic Constraints

Aceh ranks 7th for overall Economic Constraints in the country, driven by the 6th highest poverty rate, the 8th highest Unemployment Rate, and the 8th highest Age Dependency Ratio (ratio of non-working age population to working age population). Despite the substantial assistance provided in the aftermath of the 2004 tsunami, an abundance of natural resources, and significant per capita spending on infrastructure, education and health, poverty persists in the province, especially in rural areas.

Increase access to financing and support structures (e.g. microfinance services and loans) for poor and vulnerable populations.

Promote workforce opportunities for women to boost economic growth and reduce economic dependency.

ACEH RECOMMENDATIONS

3

Economic Capacity

Aceh has the lowest Economic Capacity in Indonesia, driven by the 3rd lowest Labor Force Participation rate, 9th lowest GDP per Capita, and 9th lowest Average Monthly Income. As described above, Aceh suffers from persistent poverty.

Focus long term development initiatives in poor and rural areas to promote workforce opportunities that boost economic growth and reduce economic dependency.

4

Transportation Capacity

Aceh ranks 19th for Transportation Capacity. Given the province's exposure to numerous meteorological and geophysical hazards, efforts to protect and strengthen existing transportation infrastructure, and incorporate mitigation strategies into new infrastructure projects, would enhance Aceh's overall transportation capacity and reduce interruptions caused by hazard impacts.

ACEH RECOMMENDATIONS

5

Early Warning and Monitoring

Aceh has the 11th lowest Early Warning and Monitoring capability in the country, and the 11th highest overall Multi-Hazard Exposure. Warning system instrumentation and coverage for geophysical and meteorological/ climate-based hazards could be bolstered given the province's exposure to multiple hazards.

6

Emergency Services

Findings show that Aceh has the 8th highest ranking for Emergency Services capabilities, with the 8th highest Citizen Brigade participation, and the 3rd highest fleet of Ambulances per 10,000 persons. Emergency Services in Aceh could be strengthened through more accessible Police services (the Average Distance to Police Stations in Aceh is over 30 km) and by increasing the numbers of trained Search and Rescue staff.

**Better solutions.
Fewer disasters.**

Safer world.

**1305 N Holopono Street
Suite 2, Kihei, HI 96753**

**P: (808) 891-0525
F: (808) 891-0526**



@PDC_Global



/PDCGlobal



www.pdc.prg



ndpba@pdc.org